

# Gobi Hemp

## Microbial Contaminant Report - Certificate of Analysis



**Manifest:** 2307140004  
**Sample ID:** 1A-GHEMP-2307140004-0002  
**Sample Name:** Relief Balm - CRM-0019  
**Sample Type:** Infused (non-edible)  
**Client ID:** CID-50123  
**Client:** Alliance Nutra  
**Address:** 638 S Taylor Avenue, Suite 500, , Louisville, CO 80027

**Test Performed:** Hemp Lab  
**Report No:** M-2307140004-V1  
**Receive Date:** 2023-07-14  
**Test Date:** 2023-07-14  
**Report Date:** 2023-07-18  
**Sample Condition:** Good  
**Method Reference:** MBH-OP-02, MBH-OP-03, MBH-OP-05, MBH-OP-10, MBH-OP-11

**Scope:** Contaminant testing for the identified pathogens *Salmonella spp.* and *Shiga Toxin Virulence Genes, O26,O45, O103, O111, O121, O145 and O157:H7 serogroups of Escherichia coli (STEC)* was performed through Polymerase Chain Reaction (PCR) presumptive experimentation, and confirmed through cultural methodology where applicable. Results for *Salmonella spp.* and STEC are represented as a negative or positive determination, a negative result indicating no detection of the respective contaminant.

Total Yeast and Mold Count (TYMC)/Total Aerobic Count(TAC)/Total Coliform Count (TCC) were determined through 3M™ Petrifilm™ plating technology. The TYMC/TAC/TCC is represented as a count in colony forming units per gram (cfu/g).

Microbial Contaminants	Results
<i>Salmonella spp.</i>	ND
STEC	ND
Total Yeast and Mold	<100 CFU/g
Total Aerobic	<100 CFU/g
Total Coliform	<100 CFU/g

STEC - shiga toxin-producing *Escherichia coli*; TYMC - total yeast and mold count; TAC - Total Aerobic Count; TCC - Total Coliform Count; NT - Not Tested; \*CDPHE Certified Result

**Lab Comments:**

Jon Person Director of Communication

2023-07-18

Date



This report has been prepared by Gobi Hemp Laboratory exclusively for our Client and their Authorized Representatives. All analytical work is conducted in accordance with a mutually agreed upon scope of work and the terms and conditions as expressed in the Gobi Hemp Laboratory Service Agreement. This report is not to be reproduced in whole or in part without prior written approval. The results shown on this report relate only to the samples submitted to the laboratory. Estimated Uncertainty available upon request.



# Gobi Hemp

## Analytical Report - Certificate of Analysis




**Manifest:** 2307140004  
**Sample ID:** 1A-GHEMP-2307140004-0002  
**Sample Name:** Relief Balm - CRM-0019  
**Sample Type:** Infused (non-edible)  
**Client ID:** CID-50123  
**Client:** Alliance Nutra  
**Address:** 638 S Taylor Avenue, Suite 500, , Louisville, CO 80027

**Test Performed:** Hemp Lab  
**Report No:** R-2307140004-V1  
**Receive Date:** 2023-07-14  
**Test Date:** 2023-07-18  
**Report Date:** 2023-07-19  
**Sample Condition:** Good  
**Method Reference:** GH-OP-08

**Scope:** The content of fifteen residual solvents was determined by an in-house developed method for Headspace-Gas Chromatography with Flame Ionization Detection.

Solvents	LOD (ppm)	LOQ (ppm)	Parts Per Million (ppm)
Propane	135	372	ND
Iso-Butane	82	490	ND
N-Butane	107	490	ND
Methanol	38	120	ND
Pentane	73	100	ND
Ethanol	50	200	ND
Acetone	82	200	ND
IPA	40	200	ND
Hexane	25	50	ND
Ethyl Acetate	57	200	ND
Benzene	0.65	1	ND
Heptane	137	200	ND
Toluene	75	100	ND
Xylenes	112	200	ND

ND - not detected; T - trace; LOD - limit of detection; LOQ - limit of quantitation; ULOQ - upper limit of quantitation;  
 \*Estimated result, greater than the upper limit of quantitation (>ULOQ)



**Lab Comments:**

*Jon Person*

Jon Person Director of Communication

2023-07-19  
Date



This report has been prepared by Gobi Hemp Laboratory exclusively for our Client and their Authorized Representatives. All analytical work is conducted in accordance with a mutually agreed upon scope of work and the terms and conditions as expressed in the Gobi Hemp Laboratory Service Agreement. This report is not to be reproduced in whole or in part without prior written approval. The results shown on this report relate only to the samples submitted to the laboratory. Estimated Uncertainty available upon request.

• Gobi Hemp •  
 • 3940 Youngfield St. • Wheat Ridge CO 80033 • ISO/IEC 17025:2017 Accredited • (303)955-4934 •



# Gobi Hemp - CDPHE Certified Certificate of Analysis



**Manifest:** 2307140004  
**Sample ID:** 1A-GHEMP-2307140004-0002  
**Sample Name:** Relief Balm - CRM-0019  
**Sample Type:** Infused (non-edible)  
**Client ID:** CID-50123  
**Client:** Alliance Nutra  
**Address:** 638 S Taylor Avenue, Suite 500, , Louisville, CO 80027

**Test Performed:** Potency  
**Report No:** P-2307140004-V1  
**Receive Date:** 2023-07-14  
**Test Date:** 2023-07-14  
**Report Date:** 2023-07-19  
**Sample Condition:** Good  
**Method Reference:** GH-OP-06

**Scope:** The content of 21 cannabinoids was determined by an in-house developed method certified by CDPHE for solvent extraction followed by High Performance Liquid Chromatography with Diode Array Detection.

	mg/unit	mg/g
Total THC	19.72	0.70
Total CBD	506.98	17.89
Total CBG	12.74	0.45
Total Cannabinoids	572.28	20.19
Total THC:CBD Ratio	1 : 25.70	
Net Weight (g)	28.34	

Total CBD = CBD + (CBDA x 0.877); Total CBG = CBG + (CBGA x 0.877)  
 Total THC = Δ<sup>9</sup> THC + (THCA x 0.877)

Cannabinoids	LOD mg/unit	LOQ mg/unit	mg/unit	mg/g
CBDVA	0.002709	0.020882	ND	ND
CBDV	0.000793	0.020882	12.29	0.43
CBDA	0.001256	0.020882	ND	ND
CBGA	0.000925	0.020882	ND	ND
CBG	0.002511	0.020882	12.74	0.45
CBD	0.002676	0.020882	506.98	17.89
Δ <sup>9</sup> THCV	0.001123	0.020882	ND	ND
Δ <sup>9</sup> THCVA	0.00119	0.020882	ND	ND
CBN	0.001123	0.020882	ND	ND
CBNA	0.00185	0.020882	ND	ND
EXO-THC	0.003569	0.020882	ND	ND
Δ <sup>9</sup> THC	0.001751	0.020882	19.72	0.70
Δ <sup>8</sup> THC	0.003106	0.020882	ND	ND
Δ <sup>10</sup> -S THC	0.001355	0.020882	ND	ND
CBL	0.003172	0.020882	ND	ND
Δ <sup>10</sup> -R THC	0.000793	0.020882	ND	ND
CBC	0.00033	0.020882	20.56	0.73
Δ <sup>9</sup> THCA	0.001421	0.020882	ND	ND
CBCA	0.002643	0.020882	ND	ND
CBLA	0.002643	0.020882	ND	ND
CBT	0.001256	0.020882	ND	ND

ND - not detected; T - trace; ULOQ - upper limit of quantitation

**Lab Comments:** Δ<sup>9</sup>-THC Uncertainty = +/- 1.574 mg/unit.

Jon Person Director of Communication

2023-07-19

Date



This report has been prepared by Gobi Hemp Laboratory exclusively for our Client and their Authorized Representatives. All analytical work is conducted in accordance with a mutually agreed upon scope of work and the terms and conditions as expressed in the Gobi Hemp Laboratory Service Agreement. This report is not to be reproduced in whole or in part without prior written approval. The results shown on this report relate only to the samples submitted to the laboratory. Estimated Uncertainty available upon request. Only cannabinoids included in the table above are ISO/IEC 17025:2017 accredited.

• Gobi Hemp •  
 • 3940 Youngfield St. • Wheat Ridge CO 80033 • ISO/IEC 17025:2017 Accredited • (303) 955-4934 •



# Gobi Hemp

## Analytical Report - Certificate of Analysis




**Manifest:** 2307140004  
**Sample ID:** 1A-GHEMP-2307140004-0002  
**Sample Name:** Relief Balm - CRM-0019  
**Sample Type:** Infused (non-edible)  
**Client ID:** CID-50123  
**Client:** Alliance Nutra  
**Address:** 638 S Taylor Avenue, Suite 500, , Louisville, CO 80027

**Test Performed:** Hemp Lab  
**Intended Use:** Topical and/or Transdermal  
**Report No:** MT-2307140004-V1  
**Receive Date:** 2023-07-14  
**Test Date:** 2023-07-18  
**Report Date:** 2023-07-19  
**Sample Condition:** Good  
**Method Reference:** GH-OP-17

**Scope:** Arsenic, Cadmium, Lead and Mercury were determined by an Inductively Coupled Plasma Mass Spectrometer (ICP-MS) using an in-house developed method.

Elemental Impurities	LOD (ppm)	LOQ (ppm)	Parts Per Million (ppm)
Arsenic	0.007	0.025	ND
Cadmium	0.003	0.01	ND
Lead	0.003	0.01	ND
Mercury	0.0009	0.003	ND

ND - not detected; T - trace; ULOQ - upper limit of quantitation; LOD - limit of detection; LOQ - limit of quantitation



**Lab Comments:**

*Jon Person*

Jon Person Director of Communication

2023-07-19

Date



This report has been prepared by Gobi Hemp Laboratory exclusively for our Client and their Authorized Representatives. All analytical work is conducted in accordance with a mutually agreed upon scope of work and the terms and conditions as expressed in the Gobi Hemp Laboratory Service Agreement. This report is not to be reproduced in whole or in part without prior written approval. The results shown on this report relate only to the samples submitted to the laboratory. Estimated Uncertainty available upon request. Sample(s) tested at Gobi Analytical.



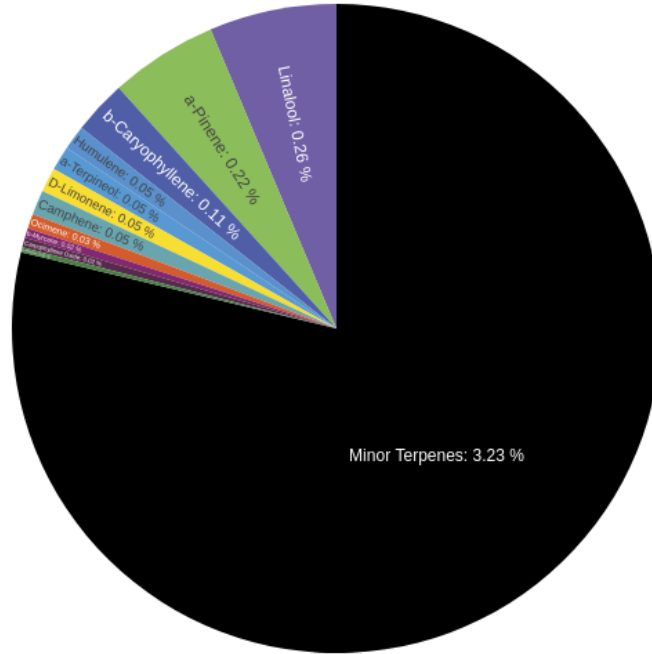
# Gobi Hemp - Terpene Report - Certificate of Analysis



**Manifest:** 2307140004  
**Sample Id:** 1A-GHEMP-2307140004-0002  
**Sample Name:** Relief Balm - CRM-0019  
**Sample Type:** Infused (non-edible)  
**Client Id:** CID-50123  
**Client:** Alliance Nutra  
**Address:** 638 S Taylor Avenue, Suite 500, , Louisville, CO 80027

**Test Performed:** Hemp Lab  
**Report No:** T-2307140004-V1  
**Receive Date:** 2023-07-14  
**Test Date:** 2023-07-19  
**Report Date:** 2023-07-20  
**Sample Condition:** Good  
**Method Reference:** GA-OP-14

Total Terpenes	4.10%
Major Terpenes	Percent
Terpinolene	ND
<b><i>α</i>-Phellandrene</b>	ND
Ocimene	0.03
<b><i>β</i>-carene</b>	ND
<b>D-Limonene</b>	0.05
<b><i>γ</i>-Terpinene</b>	ND
<b><i>α</i>-Pinene</b>	0.22
<b><i>α</i>-Terpinene</b>	ND
<b><i>β</i>-Pinene</b>	0.01
Fenchyl Alcohol	ND
Camphene	0.05
<b><i>α</i>-Terpineol</b>	0.05
Humulene	0.05
<b><i>β</i>-Caryophyllene</b>	0.11
Linalool	0.26
Caryophyllene Oxide	0.02
<b><i>β</i>-Myrcene</b>	0.02



ND - not detected; T - trace; ULOQ - upper limit of quantitation

Minor Terpenes	µg/g (ppm)
Sabinene	ND
<i>p</i> -Cymene	1100.00
Eucalyptol	9100.00
Sabinene Hydrate	ND
Fenchone	ND
Isopulegol	ND
<i>β</i> -Terpineol	ND
Isoborneol	ND

Minor Terpenes	µg/g (ppm)
Borneol	300.00
Menthol	17100.00
<i>γ</i> -Terpineol	ND
Nerol	ND
Pulegone	ND
Geraniol	ND
Geraniol Acetate	ND
<i>α</i> -Cedrene	ND

Minor Terpenes	µg/g (ppm)
Camphor	600.00
Valencene	ND
<i>cis</i> -Nerolidol	ND
<i>trans</i> -Nerolidol	3400.00
Guaiol	200.00
Cedrol	ND
<i>α</i> -Bisabolol	500.00
<i>β</i> -Cedrene	ND

**Lab Comments:**

Jon Person Director of Communication

2023-07-20

Date



This report has been prepared by Gobi Hemp Laboratory exclusively for our Client and their Authorized Representatives. All analytical work is conducted in accordance with a mutually agreed upon scope of work and the terms and conditions as expressed in the Gobi Hemp Laboratory Service Agreement. This report is not to be reproduced in whole or in part without prior written approval. The results shown on this report relate only to the samples submitted to the laboratory. Estimated Uncertainty available upon request.

• Gobi Hemp •  
 • 3940 Youngfield St. • Wheat Ridge CO 80033 • (303) 955-4934 •

# Gobi Hemp

## Analytical Report - Certificate of Analysis



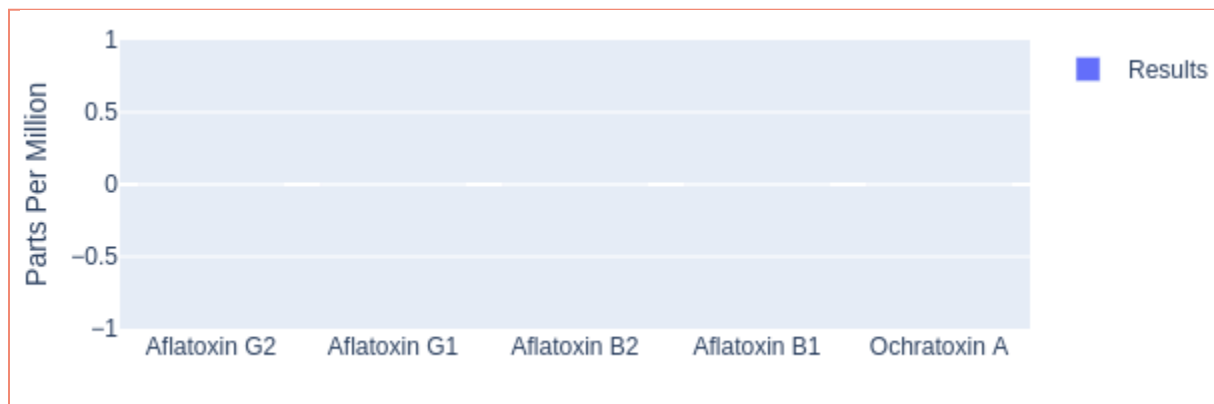
**Manifest:** 2307140004  
**Sample ID:** 1A-GHEMP-2307140004-0002  
**Sample Name:** Relief Balm - CRM-0019  
**Sample Type:** Infused (non-edible)  
**Client ID:** CID-50123  
**Client:** Alliance Nutra  
**Address:** 638 S Taylor Avenue, Suite 500, , Louisville, CO 80027

**Test Performed:** Hemp Lab  
**Report No:** R-2307140004-V1  
**Receive Date:** 2023-07-14  
**Test Date:** 2023-07-18  
**Report Date:** 2023-07-21  
**Sample Condition:** Good  
**Method Reference:** GH-OP-16

**Scope:** Ochratoxin and Total Aflatoxin were quantified using liquid chromatography coupled to multiple mass spectrometry (LC-MS/MS) equipped with electrospray ionization (ESI) in positive mode after sample extraction. Identification was based on the retention time of each compound and the product mass generated using single reaction monitoring (SRM). Quantitation was determined using external calibration.

Mycotoxins	LOD (ppm)	LOQ (ppm)	Reporting Limits (ppm)	Parts Per Million (ppm)
Aflatoxin G2	0.0019	0.0050	0.0050	ND
Aflatoxin G1	0.0011	0.0050	0.0050	ND
Aflatoxin B2	0.0017	0.0050	0.0050	ND
Aflatoxin B1	0.0015	0.0050	0.0050	ND
Ochratoxin A	0.0033	0.0050	0.0050	ND

ND - not detected; T - trace; ULOQ - upper limit of quantitation; LOD - limit of detection; LOQ - limit of quantitation



Lab Comments:

*Jon Person*

Jon Person Director of Communication

2023-07-21

Date



This report has been prepared by Gobi Hemp Laboratory exclusively for our Client and their Authorized Representatives. All analytical work is conducted in accordance with a mutually agreed upon scope of work and the terms and conditions as expressed in the Gobi Hemp Laboratory Service Agreement. This report is not to be reproduced in whole or in part without prior written approval. The results shown on this report relate only to the samples submitted to the laboratory. Estimated Uncertainty available upon request.



# Gobi Hemp - Certificate of Analysis



**Manifest:** 2307140004  
**Sample ID:** 1A-GHEMP-2307140004-0002  
**Sample Name:** Relief Balm - CRM-0019  
**Sample Type:** Infused (non-edible)  
**Client ID:** CID-50123  
**Client:** Alliance Nutra  
**Address:** 638 S Taylor Avenue, Suite 500, , Louisville, CO 80027

**Test Performed:** Hemp Lab  
**Report No:** PE-2307140004-V1  
**Receive Date:** 2023-07-14  
**Test Date:** 2023-07-18  
**Report Date:** 2023-07-21  
**Sample Condition:** Good  
**Method Reference:** GH-OP-11

**Scope:** The content of 60 pesticides were quantified using liquid chromatography coupled to multiple mass spectrometry (LC-MS2) equipped with electrospray ionization (ESI) in positive mode after sample extraction using methodology based on AOAC 2007 and EN 15662 standard procedures. Identification was based on the retention time of each compound and the product mass generated using single reaction monitoring (SRM), and quantitation was determined using external standard calibration.

Analyte	Reporting Level µg/g	µg/g	Analyte	Reporting Level µg/g	µg/g
Avermectin B1a	0.1	ND	Hexythiazox	0.1	ND
Acephate	0.1	ND	Imazilil	0.1	ND
Acetamiprid	0.1	ND	Imidacloprid	0.1	ND
Aldicarb	0.1	ND	Kresoxim Methyl	0.1	ND
Azoxystrobin	0.1	ND	Malathion	0.1	ND
Bifenazate	0.1	ND	Metalaxyl	0.1	ND
Bifenthrin	0.1	ND	Methiocarb	0.1	ND
Boscalid	0.1	ND	Methomyl	0.1	ND
Captan	0.1	ND	Mevinphos*	0.1	ND
Carbaryl	0.1	ND	MGK-264	0.1	NT
Carbofuran	0.1	ND	Myclobutanil	0.1	ND
Chlorantraniliprole	0.1	ND	Oxamyl	0.1	ND
Chlordane	0.1	ND	Paclbutrazol	0.1	ND
Chlorpyrifos	0.1	ND	Pentachloronitrobenzene	0.1	ND
Clofentazine	0.1	ND	Permethrin*	0.1	ND
Coumaphos	0.1	ND	Imidan(Phosmet)	0.1	ND
Baythroid (Cyfluthrin)*	0.1	NT	Piperonyl Butoxide	0.1	ND
Cypermethrin*	0.1	NT	Propiconazole	0.1	ND
Dichlorvos	0.1	ND	Propuxor	0.1	ND
Diazinon	0.1	ND	Pyrethrin*	0.1	ND
Dimethoate	0.1	ND	Pyridaben	0.1	ND
Dimethomorph*	0.1	ND	Spinetoram	0.1	ND
Prophos	0.1	ND	Spinosad*	0.1	ND
Etofenprox	0.1	ND	Spiromefesin	0.1	ND
Etoxazole	0.1	ND	Spirotetramat	0.1	ND
Fenhexamid	0.1	ND	Spiroxamine	0.1	ND
Fenoxycarb	0.1	ND	Tebuconazole	0.1	ND
Fenpyroximate	0.1	ND	Thiacloprid	0.1	ND
Fipronil	0.1	ND	Thiamethoxam	0.1	ND
Fonicamid	0.1	ND	Trifloxystrobin	0.1	ND
Fludioxonil	0.1	ND			

NT - not tested; ND - not detected above Reporting Level; T – trace; \* Total of Isomers

**Lab Comments:**

Jon Person Director of Communication

2023-07-21

Date



This report has been prepared by Gobi Hemp Laboratory exclusively for our Client and their Authorized Representatives. All analytical work is conducted in accordance with a mutually agreed upon scope of work and the terms and conditions as expressed in the Gobi Hemp Laboratory Service Agreement. This report is not to be reproduced in whole or in part without prior written approval. The results shown on this report relate only to the samples submitted to the laboratory. Estimated Uncertainty available upon request.