

# Gobi Hemp

## Analytical Report - Certificate of Analysis




**Manifest:** 2308110006  
**Sample ID:** 1A-GHEMP-2308110006-0003  
**Sample Name:** Recovery Roll-on Equilibria - F230098  
**Sample Type:** Concentrate  
**Client ID:** CID-50123  
**Client:** Alliance Nutra  
**Address:** 638 S Taylor Avenue, Suite 500, , Louisville, CO 80027

**Test Performed:** Hemp Lab  
**Intended Use:** Topical and/or Transdermal  
**Report No:** MT-2308110006-V1  
**Receive Date:** 2023-08-11  
**Test Date:** 2023-08-15  
**Report Date:** 2023-08-16  
**Sample Condition:** Good  
**Method Reference:** GH-OP-17

**Scope:** Arsenic, Cadmium, Lead and Mercury were determined by an Inductively Coupled Plasma Mass Spectrometer (ICP-MS) using an in-house developed method.

| Elemental Impurities | LOD (ppm) | LOQ (ppm) | Parts Per Million (ppm) |
|----------------------|-----------|-----------|-------------------------|
| Arsenic              | 0.007     | 0.025     | ND                      |
| Cadmium              | 0.003     | 0.01      | ND                      |
| Lead                 | 0.003     | 0.01      | ND                      |
| Mercury              | 0.0009    | 0.003     | ND                      |

ND - not detected; T - trace; ULOQ - upper limit of quantitation; LOD - limit of detection; LOQ - limit of quantitation



**Lab Comments:**

Kristen Kenworthy, Laboratory Operations Manager

2023-08-16

Date



This report has been prepared by Gobi Hemp Laboratory exclusively for our Client and their Authorized Representatives. All analytical work is conducted in accordance with a mutually agreed upon scope of work and the terms and conditions as expressed in the Gobi Hemp Laboratory Service Agreement. This report is not to be reproduced in whole or in part without prior written approval. The results shown on this report relate only to the samples submitted to the laboratory. Estimated Uncertainty available upon request. Sample(s) tested at Gobi Analytical.

• Gobi Hemp •  
 • 3940 Youngfield St. • Wheat Ridge CO 80033 • ISO/IEC 17025:2017 Accredited • (303)955-4934 •



# Gobi Hemp

## Analytical Report - Certificate of Analysis



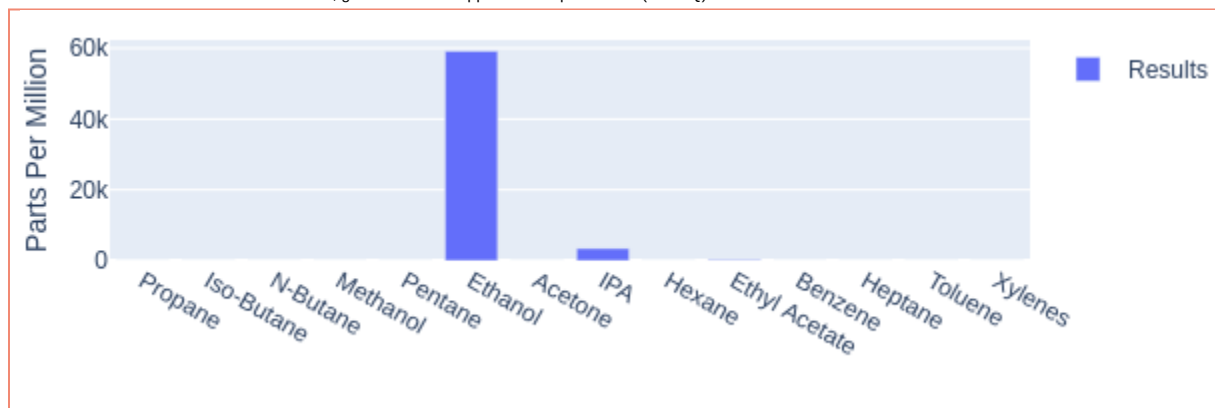
**Manifest:** 2308110006  
**Sample ID:** 1A-GHEMP-2308110006-0003  
**Sample Name:** Recovery Roll-on Equilibria - F230098  
**Sample Type:** Concentrate  
**Client ID:** CID-50123  
**Client:** Alliance Nutra  
**Address:** 638 S Taylor Avenue, Suite 500, , Louisville, CO 80027

**Test Performed:** Hemp Lab  
**Report No:** R-2308110006-V1  
**Receive Date:** 2023-08-11  
**Test Date:** 2023-08-14  
**Report Date:** 2023-08-16  
**Sample Condition:** Good  
**Method Reference:** GH-OP-08

**Scope:** The content of fifteen residual solvents was determined by an in-house developed method for Headspace-Gas Chromatography with Flame Ionization Detection.

| Solvents      | LOD (ppm) | LOQ (ppm) | Parts Per Million (ppm) |
|---------------|-----------|-----------|-------------------------|
| Propane       | 135       | 372       | ND                      |
| Iso-Butane    | 82        | 490       | ND                      |
| N-Butane      | 107       | 490       | ND                      |
| Methanol      | 38        | 120       | ND                      |
| Pentane       | 73        | 100       | ND                      |
| Ethanol       | 50        | 200       | 59187.58*               |
| Acetone       | 82        | 200       | T                       |
| IPA           | 40        | 200       | 3435.22*                |
| Hexane        | 25        | 50        | ND                      |
| Ethyl Acetate | 57        | 200       | 261.65                  |
| Benzene       | 0.65      | 1         | ND                      |
| Heptane       | 137       | 200       | ND                      |
| Toluene       | 75        | 100       | ND                      |
| Xylenes       | 112       | 200       | ND                      |

ND - not detected; T - trace; LOD - limit of detection; LOQ - limit of quantitation; ULOQ - upper limit of quantitation;  
 \*Estimated result, greater than the upper limit of quantitation (>ULOQ)



**Lab Comments:**

*Jon Person*

Jon Person Director of Communication

2023-08-16

Date



This report has been prepared by Gobi Hemp Laboratory exclusively for our Client and their Authorized Representatives. All analytical work is conducted in accordance with a mutually agreed upon scope of work and the terms and conditions as expressed in the Gobi Hemp Laboratory Service Agreement. This report is not to be reproduced in whole or in part without prior written approval. The results shown on this report relate only to the samples submitted to the laboratory. Estimated Uncertainty available upon request.

• Gobi Hemp •  
 • 3940 Youngfield St. • Wheat Ridge CO 80033 • ISO/IEC 17025:2017 Accredited • (303)955-4934 •



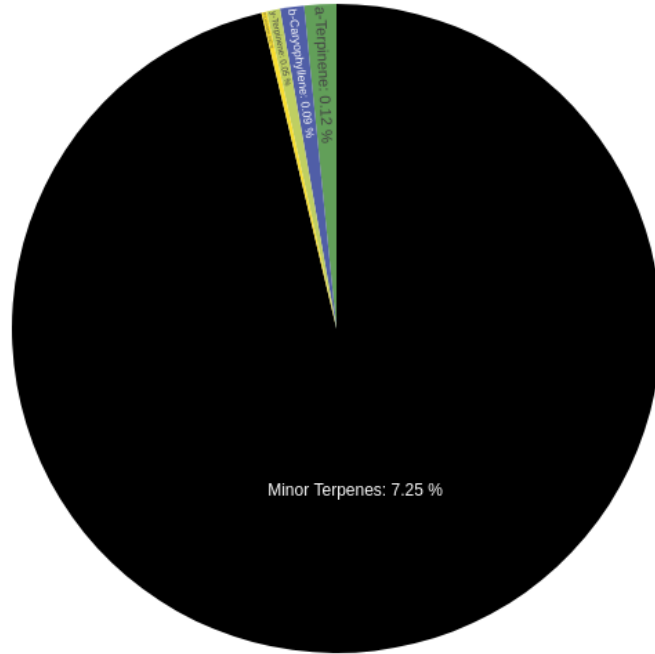
# Gobi Hemp - Terpene Report - Certificate of Analysis



**Manifest:** 2308110006  
**Sample Id:** 1A-GHEMP-2308110006-0003  
**Sample Name:** Recovery Roll-on Equilibria - F230098  
**Sample Type:** Concentrate  
**Client Id:** CID-50123  
**Client:** Alliance Nutra  
**Address:** 638 S Taylor Avenue, Suite 500, , Louisville, CO 80027

**Test Performed:** Hemp Lab  
**Report No:** T-2308110006-V1  
**Receive Date:** 2023-08-11  
**Test Date:** 2023-08-15  
**Report Date:** 2023-08-16  
**Sample Condition:** Good  
**Method Reference:** GA-OP-14

| Total Terpenes        | 7.53%   |
|-----------------------|---------|
| Major Terpenes        | Percent |
| Terpinolene           | ND      |
| <b>a-Phellandrene</b> | ND      |
| Ocimene               | ND      |
| 3-carene              | ND      |
| D-Limonene            | 0.02    |
| <b>γ-Terpinene</b>    | 0.05    |
| <b>a-Pinene</b>       | ND      |
| <b>a-Terpinene</b>    | 0.12    |
| b-Pinene              | ND      |
| Fenchyl Alcohol       | ND      |
| Camphene              | ND      |
| a-Terpineol           | ND      |
| Humulene              | ND      |
| b-Caryophyllene       | 0.09    |
| Linalool              | ND      |
| Caryophyllene Oxide   | ND      |
| b-Myrcene             | ND      |



ND - not detected; T - trace; ULOQ - upper limit of quantitation

| Minor Terpenes   | µg/g (ppm) |
|------------------|------------|
| Sabinene         | ND         |
| p-Cymene         | ND         |
| Eucalyptol       | 5751.61    |
| Sabinene Hydrate | ND         |
| Fenchone         | ND         |
| Isopulegol       | ND         |
| b-Terpineol      | ND         |
| Isoborneol       | ND         |

| Minor Terpenes   | µg/g (ppm) |
|------------------|------------|
| Borneol          | ND         |
| Menthol          | 60979.70   |
| γ-Terpineol      | ND         |
| Nerol            | ND         |
| Pulegone         | ND         |
| Geraniol         | ND         |
| Geraniol Acetate | ND         |
| a-Cedrene        | ND         |

| Minor Terpenes  | µg/g (ppm) |
|-----------------|------------|
| Camphor         | ND         |
| Valencene       | ND         |
| cis-Nerolidol   | ND         |
| trans-Nerolidol | 5724.51    |
| Guaiol          | ND         |
| Cedrol          | ND         |
| a-Bisabolol     | ND         |
| b-Cedrene       | ND         |

**Lab Comments:**

*Jon Person*

Jon Person Director of Communication

2023-08-16

Date



This report has been prepared by Gobi Hemp Laboratory exclusively for our Client and their Authorized Representatives. All analytical work is conducted in accordance with a mutually agreed upon scope of work and the terms and conditions as expressed in the Gobi Hemp Laboratory Service Agreement. This report is not to be reproduced in whole or in part without prior written approval. The results shown on this report relate only to the samples submitted to the laboratory. Estimated Uncertainty available upon request.

• Gobi Hemp •  
 • 3940 Youngfield St. • Wheat Ridge CO 80033 • (303) 955-4934 •

# Gobi Hemp - CDPHE Certified Certificate of Analysis



**Manifest:** 2308110006  
**Sample ID:** 1A-GHEMP-2308110006-0003  
**Sample Name:** Recovery Roll-on Equilibria - F230098  
**Sample Type:** Infused (Non-Edible)  
**Client ID:** CID-50123  
**Client:** Alliance Nutra  
**Address:** 638 S Taylor Avenue, Suite 500, , Louisville, CO 80027

**Test Performed:** Potency  
**Report No:** P-2308110006-V2  
**Receive Date:** 2023-08-11  
**Test Date:** 2023-08-14  
**Report Date:** 2023-08-16  
**Sample Condition:** Good  
**Method Reference:** GH-OP-06

**Scope:** The content of 21 cannabinoids was determined by an in-house developed method certified by CDPHE for solvent extraction followed by High Performance Liquid Chromatography with Diode Array Detection.

|                     | mg/unit   | mg/g  |
|---------------------|-----------|-------|
| Total THC           | 40.20     | 0.67  |
| Total CBD           | 1051.00   | 17.52 |
| Total CBG           | 27.00     | 0.45  |
| Total Cannabinoids  | 1188.00   | 19.80 |
| Total THC:CBD Ratio | 1 : 26.14 |       |

Total CBD = CBD + (CBDA x 0.877); Total CBG = CBG + (CBGA x 0.877)  
 Total THC = Δ<sup>9</sup> THC + (THCA x 0.877)

| Cannabinoids           | LOD mg/unit | LOQ mg/unit | mg/unit | mg/g  |
|------------------------|-------------|-------------|---------|-------|
| CBDVA                  | 0.003196    | 0.024631    | ND      | ND    |
| CBDV                   | 0.000935    | 0.024631    | 22.80   | 0.38  |
| CBDA                   | 0.000148    | 0.002463    | 11.40   | 0.19  |
| CBGA                   | 0.001091    | 0.024631    | ND      | ND    |
| CBG                    | 0.002962    | 0.024631    | 27.00   | 0.45  |
| CBD                    | 0.003157    | 0.024631    | 1041.00 | 17.35 |
| Δ <sup>9</sup> THCV    | 0.001325    | 0.024631    | ND      | ND    |
| Δ <sup>9</sup> THCVA   | 0.001403    | 0.024631    | ND      | ND    |
| CBN                    | 0.000133    | 0.002463    | T       | T     |
| CBNA                   | 0.002183    | 0.024631    | ND      | ND    |
| EXO-THC                | 0.004209    | 0.024631    | ND      | ND    |
| Δ <sup>9</sup> THC     | 0.002066    | 0.024631    | 40.20   | 0.67  |
| Δ <sup>8</sup> THC     | 0.003663    | 0.024631    | ND      | ND    |
| Δ <sup>10</sup> -S THC | 0.001598    | 0.024631    | ND      | ND    |
| CBL                    | 0.003741    | 0.024631    | 1.80    | 0.03  |
| Δ <sup>10</sup> -R THC | 0.000935    | 0.024631    | ND      | ND    |
| CBC                    | 0.00039     | 0.024631    | 43.80   | 0.73  |
| Δ <sup>9</sup> THCA    | 0.001676    | 0.024631    | ND      | ND    |
| CBCA                   | 0.003118    | 0.024631    | ND      | ND    |
| CBLA                   | 0.003118    | 0.024631    | ND      | ND    |
| CBT                    | 0.001481    | 0.024631    | ND      | ND    |

ND - not detected; T - trace; ULOQ - upper limit of quantitation

**Lab Comments:** Δ<sup>9</sup>-THC Uncertainty = +/- 3.208 mg/unit.

Jon Person Director of Communication

2023-08-16

Date



This report has been prepared by Gobi Hemp Laboratory exclusively for our Client and their Authorized Representatives. All analytical work is conducted in accordance with a mutually agreed upon scope of work and the terms and conditions as expressed in the Gobi Hemp Laboratory Service Agreement. This report is not to be reproduced in whole or in part without prior written approval. The results shown on this report relate only to the samples submitted to the laboratory. Estimated Uncertainty available upon request. Only cannabinoids included in the table above are ISO/IEC 17025:2017 accredited.

• Gobi Hemp •  
 • 3940 Youngfield St. • Wheat Ridge CO 80033 • ISO/IEC 17025:2017 Accredited • (303) 955-4934 •



# Gobi Hemp

## Analytical Report - Certificate of Analysis



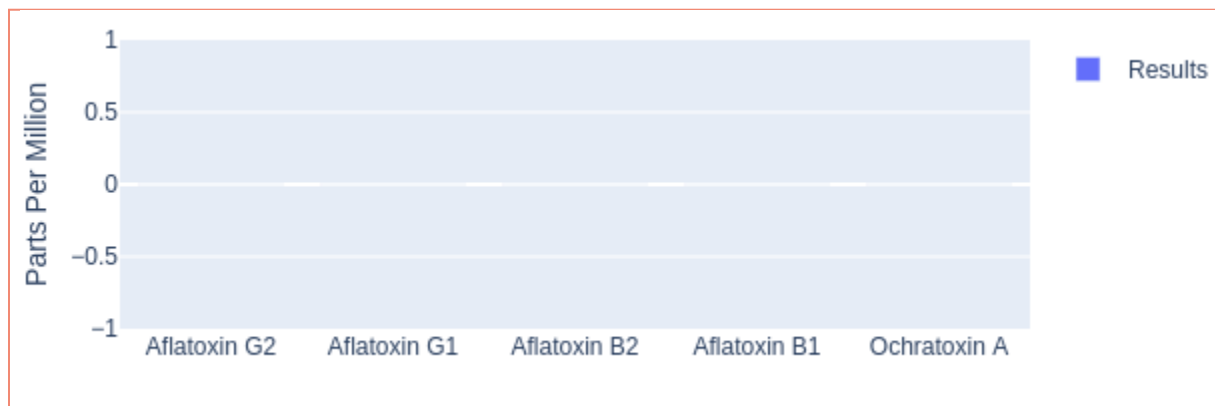
**Manifest:** 2308110006  
**Sample ID:** 1A-GHEMP-2308110006-0003  
**Sample Name:** Recovery Roll-on Equilibria - F230098  
**Sample Type:** Infused (Non-Edible)  
**Client ID:** CID-50123  
**Client:** Alliance Nutra  
**Address:** 638 S Taylor Avenue, Suite 500, , Louisville, CO 80027

**Test Performed:** Hemp Lab  
**Report No:** R-2308110006-V1  
**Receive Date:** 2023-08-11  
**Test Date:** 2023-08-15  
**Report Date:** 2023-08-18  
**Sample Condition:** Good  
**Method Reference:** GH-OP-16

**Scope:** Ochratoxin and Total Aflatoxin were quantified using liquid chromatography coupled to multiple mass spectrometry (LC-MS/MS) equipped with electrospray ionization (ESI) in positive mode after sample extraction. Identification was based on the retention time of each compound and the product mass generated using single reaction monitoring (SRM). Quantitation was determined using external calibration.

| Mycotoxins   | LOD (ppm) | LOQ (ppm) | Reporting Limits (ppm) | Parts Per Million (ppm) |
|--------------|-----------|-----------|------------------------|-------------------------|
| Aflatoxin G2 | 0.0019    | 0.0050    | 0.0050                 | ND                      |
| Aflatoxin G1 | 0.0011    | 0.0050    | 0.0050                 | ND                      |
| Aflatoxin B2 | 0.0017    | 0.0050    | 0.0050                 | ND                      |
| Aflatoxin B1 | 0.0015    | 0.0050    | 0.0050                 | ND                      |
| Ochratoxin A | 0.0033    | 0.0050    | 0.0050                 | ND                      |

ND - not detected; T - trace; ULOQ - upper limit of quantitation; LOD - limit of detection; LOQ - limit of quantitation



Lab Comments:

Kristen Kenworthy, Laboratory Operations Manager

2023-08-18

Date



This report has been prepared by Gobi Hemp Laboratory exclusively for our Client and their Authorized Representatives. All analytical work is conducted in accordance with a mutually agreed upon scope of work and the terms and conditions as expressed in the Gobi Hemp Laboratory Service Agreement. This report is not to be reproduced in whole or in part without prior written approval. The results shown on this report relate only to the samples submitted to the laboratory. Estimated Uncertainty available upon request.



# Gobi Hemp - Certificate of Analysis



**Manifest:** 2308110006  
**Sample ID:** 1A-GHEMP-2308110006-0003  
**Sample Name:** Recovery Roll-on Equilibria - F230098  
**Sample Type:** Infused (Non-Edible)  
**Client ID:** CID-50123  
**Client:** Alliance Nutra  
**Address:** 638 S Taylor Avenue, Suite 500, , Louisville, CO 80027

**Test Performed:** Hemp Lab  
**Report No:** PE-2308110006-V1  
**Receive Date:** 2023-08-11  
**Test Date:** 2023-08-15  
**Report Date:** 2023-08-18  
**Sample Condition:** Good  
**Method Reference:** GH-OP-11

**Scope:** The content of 60 pesticides were quantified using liquid chromatography coupled to multiple mass spectrometry (LC-MS2) equipped with electrospray ionization (ESI) in positive mode after sample extraction using methodology based on AOAC 2007 and EN 15662 standard procedures. Identification was based on the retention time of each compound and the product mass generated using single reaction monitoring (SRM), and quantitation was determined using external standard calibration.

| Analyte                 | Reporting Level µg/g | µg/g | Analyte                 | Reporting Level µg/g | µg/g |
|-------------------------|----------------------|------|-------------------------|----------------------|------|
| Avermectin B1a          | 0.1                  | ND   | Hexythiazox             | 0.1                  | ND   |
| Acephate                | 0.1                  | ND   | Imazilil                | 0.1                  | ND   |
| Acetamiprid             | 0.1                  | ND   | Imidacloprid            | 0.1                  | ND   |
| Aldicarb                | 0.1                  | ND   | Kresoxim Methyl         | 0.1                  | ND   |
| Azoxystrobin            | 0.1                  | ND   | Malathion               | 0.1                  | ND   |
| Bifenazate              | 0.1                  | ND   | Metalaxyl               | 0.1                  | ND   |
| Bifenthrin              | 0.1                  | ND   | Methiocarb              | 0.1                  | ND   |
| Boscalid                | 0.1                  | ND   | Methomyl                | 0.1                  | ND   |
| Captan                  | 0.1                  | ND   | Mevinphos*              | 0.1                  | ND   |
| Carbaryl                | 0.1                  | ND   | MGK-264                 | 0.1                  | NT   |
| Carbofuran              | 0.1                  | ND   | Myclobutanil            | 0.1                  | ND   |
| Chlorantraniliprole     | 0.1                  | ND   | Oxamyl                  | 0.1                  | ND   |
| Chlordane               | 0.1                  | ND   | Paclbutrazol            | 0.1                  | ND   |
| Chlorpyrifos            | 0.1                  | ND   | Pentachloronitrobenzene | 0.1                  | ND   |
| Clofentazine            | 0.1                  | ND   | Permethrin*             | 0.1                  | ND   |
| Coumaphos               | 0.1                  | ND   | Imidan(Phosmet)         | 0.1                  | ND   |
| Baythroid (Cyfluthrin)* | 0.1                  | NT   | Piperonyl Butoxide      | 0.1                  | ND   |
| Cypermethrin*           | 0.1                  | NT   | Propiconazole           | 0.1                  | ND   |
| Dichlorvos              | 0.1                  | ND   | Propuxor                | 0.1                  | ND   |
| Diazinon                | 0.1                  | ND   | Pyrethrin*              | 0.1                  | ND   |
| Dimethoate              | 0.1                  | ND   | Pyridaben               | 0.1                  | ND   |
| Dimethomorph*           | 0.1                  | ND   | Spinetoram              | 0.1                  | ND   |
| Prophos                 | 0.1                  | ND   | Spinosad*               | 0.1                  | ND   |
| Etofenprox              | 0.1                  | ND   | Spiromefesin            | 0.1                  | ND   |
| Etoxazole               | 0.1                  | ND   | Spirotetramat           | 0.1                  | ND   |
| Fenhexamid              | 0.1                  | ND   | Spiroxamine             | 0.1                  | ND   |
| Fenoxycarb              | 0.1                  | ND   | Tebuconazole            | 0.1                  | ND   |
| Fenpyroximate           | 0.1                  | ND   | Thiacloprid             | 0.1                  | ND   |
| Fipronil                | 0.1                  | ND   | Thiamethoxam            | 0.1                  | ND   |
| Fonicamid               | 0.1                  | ND   | Trifloxystrobin         | 0.1                  | ND   |
| Fludioxonil             | 0.1                  | ND   |                         |                      |      |

NT - not tested; ND - not detected above Reporting Level; T – trace; \* Total of Isomers      NT - not tested; ND - not detected above Reporting Level; T – trace; \* Total of Isomers

**Lab Comments:**

Kristen Kenworthy, Laboratory Operations Manager

2023-08-18

Date



This report has been prepared by Gobi Hemp Laboratory exclusively for our Client and their Authorized Representatives. All analytical work is conducted in accordance with a mutually agreed upon scope of work and the terms and conditions as expressed in the Gobi Hemp Laboratory Service Agreement. This report is not to be reproduced in whole or in part without prior written approval. The results shown on this report relate only to the samples submitted to the laboratory. Estimated Uncertainty available upon request.

# Gobi Hemp

## Microbial Contaminant Report - Certificate of Analysis



**Manifest:** 2308110006  
**Sample ID:** 1A-GHEMP-2308110006-0003  
**Sample Name:** Recovery Roll-on Equilibria - F230098  
**Sample Type:** Infused (Non-Edible)  
**Client ID:** CID-50123  
**Client:** Alliance Nutra  
**Address:** 638 S Taylor Avenue, Suite 500, , Louisville, CO 80027

**Test Performed:** Hemp Lab  
**Report No:** M-2308110006-V1  
**Receive Date:** 2023-08-11  
**Test Date:** 2023-08-15  
**Report Date:** 2023-08-18  
**Sample Condition:** Good  
**Method Reference:** MBH-OP-02, MBH-OP-03,  
 MBH-OP-05 , MBH-OP-10,  
 MBH-OP-11

**Scope:** Contaminant testing for the identified pathogens *Salmonella spp.* and *Shiga Toxin Virulence Genes, O26,O45, O103, O111, O121, O145 and O157:H7 serogroups of Escherichia coli (STEC)* was performed through Polymerase Chain Reaction (PCR) presumptive experimentation, and confirmed through cultural methodology where applicable. Results for *Salmonella spp.* and STEC are represented as a negative or positive determination, a negative result indicating no detection of the respective contaminant.

Total Yeast and Mold Count (TYMC)/Total Aerobic Count(TAC)/Total Coliform Count (TCC) were determined through 3M™ Petrifilm™ plating technology. The TYMC/TAC/TCC is represented as a count in colony forming units per gram (cfu/g).

| Microbial Contaminants | Results    |
|------------------------|------------|
| <i>Salmonella spp.</i> | ND         |
| STEC                   | ND         |
| Total Yeast and Mold   | <100 CFU/g |
| Total Aerobic          | <100 CFU/g |
| Total Coliform         | <100 CFU/g |

STEC - shiga toxin-producing *Escherichia coli*; TYMC - total yeast and mold count;  
 TAC - Total Aerobic Count; TCC - Total Coliform Count; NT - Not Tested;  
 \*CDPHE Certified Result

Lab Comments:

Kristen Kenworthy, Laboratory Operations Manager

2023-08-18

Date



This report has been prepared by Gobi Hemp Laboratory exclusively for our Client and their Authorized Representatives. All analytical work is conducted in accordance with a mutually agreed upon scope of work and the terms and conditions as expressed in the Gobi Hemp Laboratory Service Agreement. This report is not to be reproduced in whole or in part without prior written approval. The results shown on this report relate only to the samples submitted to the laboratory. Estimated Uncertainty available upon request.

