

Gobi Hemp

Microbial Contaminant Report - Certificate of Analysis



Manifest: 2306300003
Sample ID: 1A-GHEMP-2306300003-0004
Sample Name: Recovery Roll on - RO-0002
Sample Type: Infused (edible)
Client ID: CID-50123
Client: Alliance Nutra
Address: 638 S Taylor Avenue, Suite 500, , Louisville, CO 80027

Test Performed: Hemp Lab
Report No: M-2306300003-V1
Receive Date: 2023-06-30
Test Date: 2023-06-30
Report Date: 2023-07-03
Sample Condition: Good
Method Reference: MBH-OP-02, MBH-OP-03, MBH-OP-05, MBH-OP-10, MBH-OP-11

Scope: Contaminant testing for the identified pathogens *Salmonella spp.* and *Shiga Toxin Virulence Genes, O26,O45, O103, O111, O121, O145 and O157:H7 serogroups of Escherichia coli (STEC)* was performed through Polymerase Chain Reaction (PCR) presumptive experimentation, and confirmed through cultural methodology where applicable. Results for *Salmonella spp.* and STEC are represented as a negative or positive determination, a negative result indicating no detection of the respective contaminant.

Total Yeast and Mold Count (TYMC)/Total Aerobic Count(TAC)/Total Coliform Count (TCC) were determined through 3M™ Petrifilm™ plating technology. The TYMC/TAC/TCC is represented as a count in colony forming units per gram (cfu/g).

Microbial Contaminants	Results
<i>Salmonella spp.</i>	ND
STEC	ND
Total Yeast and Mold	<100 CFU/g
Total Aerobic	<100 CFU/g
Total Coliform	<100 CFU/g

STEC - shiga toxin-producing *Escherichia coli*; TYMC - total yeast and mold count; TAC - Total Aerobic Count; TCC - Total Coliform Count; NT - Not Tested; *CDPHE Certified Result

Lab Comments:

Jon Person Director of Communication

2023-07-03

Date



This report has been prepared by Gobi Hemp Laboratory exclusively for our Client and their Authorized Representatives. All analytical work is conducted in accordance with a mutually agreed upon scope of work and the terms and conditions as expressed in the Gobi Hemp Laboratory Service Agreement. This report is not to be reproduced in whole or in part without prior written approval. The results shown on this report relate only to the samples submitted to the laboratory. Estimated Uncertainty available upon request.



Gobi Hemp

Analytical Report - Certificate of Analysis




Manifest: 2306300003
Sample ID: 1A-GHEMP-2306300003-0004
Sample Name: Recovery Roll on - RO-0002
Sample Type: Infused (Non-Edible)
Client ID: CID-50123
Client: Alliance Nutra
Address: 638 S Taylor Avenue, Suite 500, , Louisville, CO 80027

Test Performed: Hemp Lab
Intended Use: Topical and/or Transdermal
Report No: MT-2306300003-V1
Receive Date: 2023-06-30
Test Date: 2023-07-06
Report Date: 2023-07-06
Sample Condition: Good
Method Reference: GH-OP-17

Scope: Arsenic, Cadmium, Lead and Mercury were determined by an Inductively Coupled Plasma Mass Spectrometer (ICP-MS) using an in-house developed method.

Elemental Impurities	LOD (ppm)	LOQ (ppm)	Parts Per Million (ppm)
Arsenic	0.007	0.025	ND
Cadmium	0.003	0.01	ND
Lead	0.003	0.01	ND
Mercury	0.0009	0.003	ND

ND - not detected; T - trace; ULOQ - upper limit of quantitation; LOD - limit of detection; LOQ - limit of quantitation



Lab Comments:

Jon Person

Jon Person Director of Communication

2023-07-06

Date



This report has been prepared by Gobi Hemp Laboratory exclusively for our Client and their Authorized Representatives. All analytical work is conducted in accordance with a mutually agreed upon scope of work and the terms and conditions as expressed in the Gobi Hemp Laboratory Service Agreement. This report is not to be reproduced in whole or in part without prior written approval. The results shown on this report relate only to the samples submitted to the laboratory. Estimated Uncertainty available upon request. Sample(s) tested at Gobi Analytical.

• Gobi Hemp •
 • 3940 Youngfield St. • Wheat Ridge CO 80033 • ISO/IEC 17025:2017 Accredited • (303)955-4934 •



Gobi Hemp

Analytical Report - Certificate of Analysis



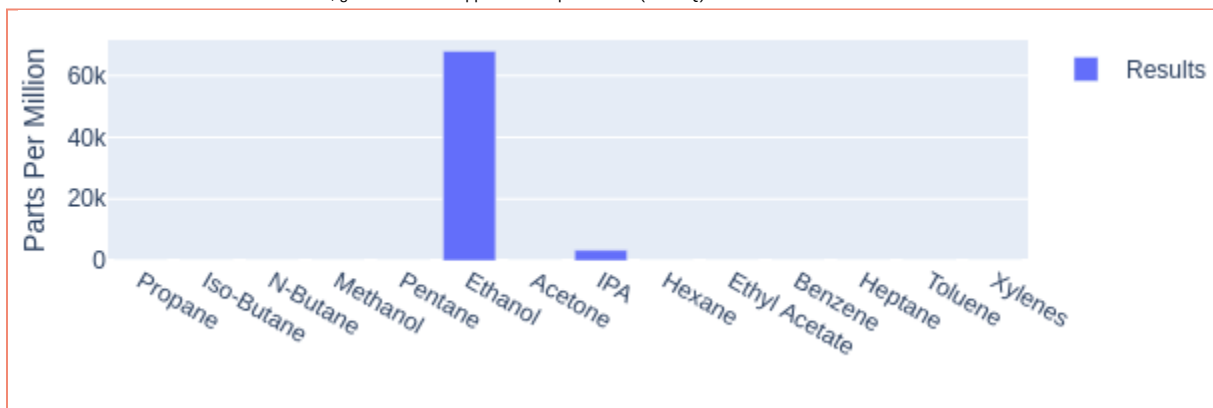
Manifest: 2306300003
Sample ID: 1A-GHEMP-2306300003-0004
Sample Name: Recovery Roll on - RO-0002
Sample Type: Infused (edible)
Client ID: CID-50123
Client: Alliance Nutra
Address: 638 S Taylor Avenue, Suite 500, , Louisville, CO 80027

Test Performed: Hemp Lab
Report No: R-2306300003-V2
Receive Date: 2023-06-30
Test Date: 2023-07-05
Report Date: 2023-07-06
Sample Condition: Good
Method Reference: GH-OP-08

Scope: The content of fifteen residual solvents was determined by an in-house developed method for Headspace-Gas Chromatography with Flame Ionization Detection.

Solvents	LOD (ppm)	LOQ (ppm)	Parts Per Million (ppm)
Propane	135	372	ND
Iso-Butane	82	490	ND
N-Butane	107	490	ND
Methanol	38	120	ND
Pentane	73	100	ND
Ethanol	50	200	67968.85*
Acetone	82	200	ND
IPA	40	200	3394.09*
Hexane	25	50	ND
Ethyl Acetate	57	200	ND
Benzene	0.65	1	ND
Heptane	137	200	ND
Toluene	75	100	ND
Xylenes	112	200	ND

ND - not detected; T - trace; LOD - limit of detection; LOQ - limit of quantitation; ULOQ - upper limit of quantitation;
 *Estimated result, greater than the upper limit of quantitation (>ULOQ)



Lab Comments:

Jon Person

Jon Person Director of Communication

2023-07-06

Date



This report has been prepared by Gobi Hemp Laboratory exclusively for our Client and their Authorized Representatives. All analytical work is conducted in accordance with a mutually agreed upon scope of work and the terms and conditions as expressed in the Gobi Hemp Laboratory Service Agreement. This report is not to be reproduced in whole or in part without prior written approval. The results shown on this report relate only to the samples submitted to the laboratory. Estimated Uncertainty available upon request.

• Gobi Hemp •
 • 3940 Youngfield St. • Wheat Ridge CO 80033 • ISO/IEC 17025:2017 Accredited • (303)955-4934 •



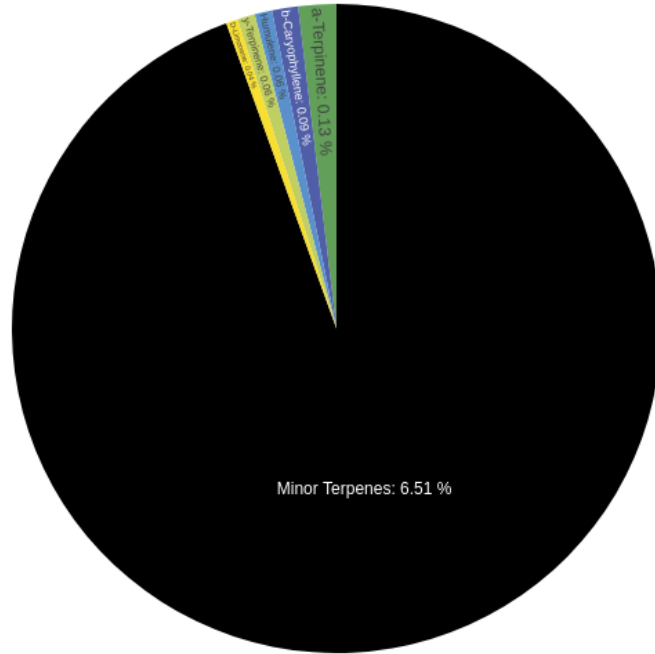
Gobi Hemp - Terpene Report - Certificate of Analysis



Manifest: 2306300003
Sample Id: 1A-GHEMP-2306300003-0004
Sample Name: Recovery Roll on - RO-0002
Sample Type: Infused (edible)
Client Id: CID-50123
Client: Alliance Nutra
Address: 638 S Taylor Avenue, Suite 500, , Louisville, CO 80027

Test Performed: Hemp Lab
Report No: T-2306300003-V1
Receive Date: 2023-06-30
Test Date: 2023-07-05
Report Date: 2023-07-06
Sample Condition: Good
Method Reference: GA-OP-14

Total Terpenes	6.88%
Major Terpenes	Percent
Terpinolene	ND
a-Phellandrene	ND
Ocimene	ND
3-carene	ND
D-Limonene	0.04
γ-Terpinene	0.06
a-Pinene	ND
a-Terpinene	0.13
b-Pinene	ND
Fenchyl Alcohol	ND
Camphene	ND
a-Terpineol	ND
Humulene	0.06
b-Caryophyllene	0.09
Linalool	ND
Caryophyllene Oxide	ND
b-Myrcene	ND



ND - not detected; T - trace; ULOQ - upper limit of quantitation

Minor Terpenes	µg/g (ppm)
Sabinene	ND
p-Cymene	ND
Eucalyptol	4970.93
Sabinene Hydrate	ND
Fenchone	ND
Isopulegol	ND
b-Terpineol	ND
Isoborneol	ND

Minor Terpenes	µg/g (ppm)
Borneol	ND
Menthol	53589.50
γ-Terpineol	ND
Nerol	ND
Pulegone	ND
Geraniol	ND
Geraniol Acetate	ND
a-Cedrene	ND

Minor Terpenes	µg/g (ppm)
Camphor	ND
Valencene	ND
cis-Nerolidol	ND
trans-Nerolidol	5737.39
Guaiol	ND
Cedrol	ND
a-Bisabolol	752.95
b-Cedrene	ND

Lab Comments:

Jon Person

Jon Person Director of Communication

2023-07-06

Date



This report has been prepared by Gobi Hemp Laboratory exclusively for our Client and their Authorized Representatives. All analytical work is conducted in accordance with a mutually agreed upon scope of work and the terms and conditions as expressed in the Gobi Hemp Laboratory Service Agreement. This report is not to be reproduced in whole or in part without prior written approval. The results shown on this report relate only to the samples submitted to the laboratory. Estimated Uncertainty available upon request.

Gobi Hemp - CDPHE Certified Certificate of Analysis



Manifest: 2306300003
Sample ID: 1A-GHEMP-2306300003-0004
Sample Name: Recovery Roll on - RO-0002
Sample Type: Infused (Non-Edible)
Client ID: CID-50123
Client: Alliance Nutra
Address: 638 S Taylor Avenue, Suite 500, , Louisville, CO 80027

Test Performed: Potency
Report No: P-2306300003-V3
Receive Date: 2023-06-30
Test Date: 2023-07-04
Report Date: 2023-07-06
Sample Condition: Good
Method Reference: GH-OP-06

Scope: The content of 21 cannabinoids was determined by an in-house developed method certified by CDPHE for solvent extraction followed by High Performance Liquid Chromatography with Diode Array Detection.

	mg/unit	mg/g
Total THC	38.40	0.64
Total CBD	1058.72	17.65
Total CBG	24.60	0.41
Total Cannabinoids	1174.80	19.58
Total THC:CBD Ratio	1 : 27.57	

Total CBD = CBD + (CBDA x 0.877); Total CBG = CBG + (CBGA x 0.877)
 Total THC = Δ⁹ THC + (THCA x 0.877)

Cannabinoids	LOD mg/unit	LOQ mg/unit	mg/unit	mg/g
CBDVA	0.002779	0.021416	ND	ND
CBDV	0.000081	0.002142	7.20	0.12
CBDA	0.000129	0.002142	12.00	0.20
CBGA	0.000949	0.021416	ND	ND
CBG	0.000258	0.002142	24.60	0.41
CBD	0.002745	0.021416	1048.20	17.47
Δ ⁹ THCV	0.001152	0.021416	ND	ND
Δ ⁹ THCVA	0.00122	0.021416	ND	ND
CBN	0.001152	0.021416	ND	ND
CBNA	0.001898	0.021416	ND	ND
EXO-THC	0.00366	0.021416	ND	ND
Δ ⁹ THC	0.001796	0.021416	38.40	0.64
Δ ⁸ THC	0.003185	0.021416	ND	ND
Δ ¹⁰ -S THC	0.001389	0.021416	ND	ND
CBL	0.003253	0.021416	ND	ND
Δ ¹⁰ -R THC	0.000813	0.021416	ND	ND
CBC	0.000339	0.021416	44.40	0.74
Δ ⁹ THCA	0.001457	0.021416	ND	ND
CBCA	0.002711	0.021416	ND	ND
CBLA	0.002711	0.021416	ND	ND
CBT	0.001288	0.021416	ND	ND

ND - not detected; T - trace; ULOQ - upper limit of quantitation

Lab Comments: Δ⁹-THC Uncertainty = +/- 3.064 mg/unit.

Jon Person Director of Communication

2023-07-06

Date



This report has been prepared by Gobi Hemp Laboratory exclusively for our Client and their Authorized Representatives. All analytical work is conducted in accordance with a mutually agreed upon scope of work and the terms and conditions as expressed in the Gobi Hemp Laboratory Service Agreement. This report is not to be reproduced in whole or in part without prior written approval. The results shown on this report relate only to the samples submitted to the laboratory. Estimated Uncertainty available upon request. Only cannabinoids included in the table above are ISO/IEC 17025:2017 accredited.

• Gobi Hemp •
 • 3940 Youngfield St. • Wheat Ridge CO 80033 • ISO/IEC 17025:2017 Accredited • (303) 955-4934 •



Gobi Hemp - Certificate of Analysis



Manifest: 2306300003
Sample ID: 1A-GHEMP-2306300003-0004
Sample Name: Recovery Roll on - RO-0002
Sample Type: Infused (Non-Edible)
Client ID: CID-50123
Client: Alliance Nutra
Address: 638 S Taylor Avenue, Suite 500, , Louisville, CO 80027

Test Performed: Hemp Lab
Report No: PE-2306300003-V1
Receive Date: 2023-06-30
Test Date: 2023-07-07
Report Date: 2023-07-10
Sample Condition: Good
Method Reference: GH-OP-11

Scope: The content of 60 pesticides were quantified using liquid chromatography coupled to multiple mass spectrometry (LC-MS2) equipped with electrospray ionization (ESI) in positive mode after sample extraction using methodology based on AOAC 2007 and EN 15662 standard procedures. Identification was based on the retention time of each compound and the product mass generated using single reaction monitoring (SRM), and quantitation was determined using external standard calibration.

Analyte	Reporting Level µg/g	µg/g	Analyte	Reporting Level µg/g	µg/g
Avermectin B1a	0.1	ND	Hexythiazox	0.1	ND
Acephate	0.1	ND	Imazilil	0.1	ND
Acetamiprid	0.1	ND	Imidacloprid	0.1	ND
Aldicarb	0.1	ND	Kresoxim Methyl	0.1	ND
Azoxystrobin	0.1	ND	Malathion	0.1	ND
Bifenazate	0.1	ND	Metalaxyl	0.1	ND
Bifenthrin	0.1	ND	Methiocarb	0.1	ND
Boscalid	0.1	ND	Methomyl	0.1	ND
Captan	0.1	ND	Mevinphos*	0.1	ND
Carbaryl	0.1	ND	MGK-264	0.1	NT
Carbofuran	0.1	ND	Myclobutanil	0.1	ND
Chlorantraniliprole	0.1	ND	Oxamyl	0.1	ND
Chlordane	0.1	ND	Paclbutrazol	0.1	ND
Chlorpyrifos	0.1	ND	Pentachloronitrobenzene	0.1	ND
Clofentazine	0.1	ND	Permethrin*	0.1	ND
Coumaphos	0.1	ND	Imidan(Phosmet)	0.1	ND
Baythroid (Cyfluthrin)*	0.1	NT	Piperonyl Butoxide	0.1	ND
Cypermethrin*	0.1	NT	Propiconazole	0.1	ND
Dichlorvos	0.1	ND	Propuxor	0.1	ND
Diazinon	0.1	ND	Pyrethrin*	0.1	ND
Dimethoate	0.1	ND	Pyridaben	0.1	ND
Dimethomorph*	0.1	ND	Spinetoram	0.1	ND
Prophos	0.1	ND	Spinosad*	0.1	ND
Etofenprox	0.1	ND	Spiromefesin	0.1	ND
Etoxazole	0.1	ND	Spirotetramat	0.1	ND
Fenhexamid	0.1	ND	Spiroxamine	0.1	ND
Fenoxycarb	0.1	ND	Tebuconazole	0.1	ND
Fenpyroximate	0.1	ND	Thiacloprid	0.1	ND
Fipronil	0.1	ND	Thiamethoxam	0.1	ND
Fonicamid	0.1	ND	Trifloxystrobin	0.1	ND
Fludioxonil	0.1	ND			

NT - not tested; ND - not detected above Reporting Level; T – trace; * Total of Isomers NT - not tested; ND - not detected above Reporting Level; T – trace; * Total of Isomers

Lab Comments:

Jon Person Director of Communication

2023-07-10
Date



This report has been prepared by Gobi Hemp Laboratory exclusively for our Client and their Authorized Representatives. All analytical work is conducted in accordance with a mutually agreed upon scope of work and the terms and conditions as expressed in the Gobi Hemp Laboratory Service Agreement. This report is not to be reproduced in whole or in part without prior written approval. The results shown on this report relate only to the samples submitted to the laboratory. Estimated Uncertainty available upon request.

Gobi Hemp

Analytical Report - Certificate of Analysis



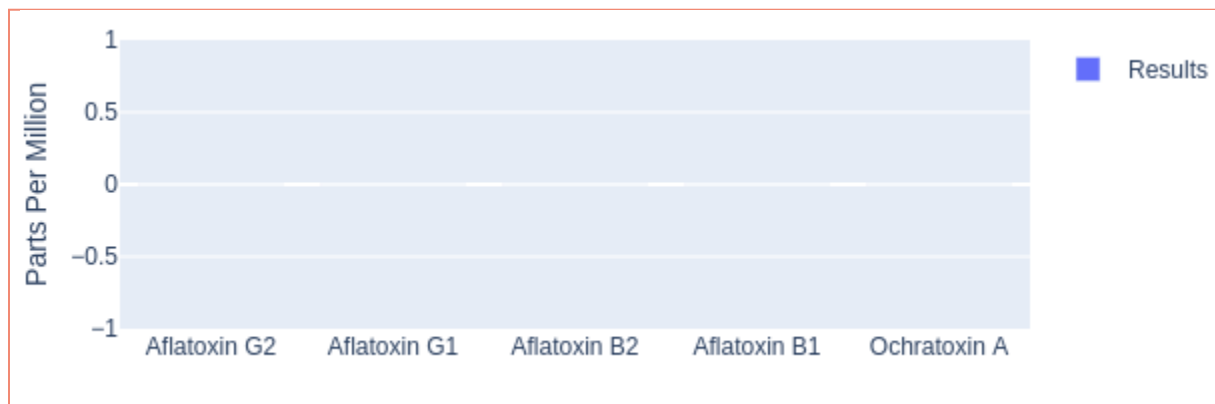
Manifest: 2306300003
Sample ID: 1A-GHEMP-2306300003-0004
Sample Name: Recovery Roll on - RO-0002
Sample Type: Infused (Non-Edible)
Client ID: CID-50123
Client: Alliance Nutra
Address: 638 S Taylor Avenue, Suite 500, , Louisville, CO 80027

Test Performed: Hemp Lab
Report No: R-2306300003-V2
Receive Date: 2023-06-30
Test Date: 2023-07-07
Report Date: 2023-07-10
Sample Condition: Good
Method Reference: GH-OP-16

Scope: Ochratoxin and Total Aflatoxin were quantified using liquid chromatography coupled to multiple mass spectrometry (LC-MS/MS) equipped with electrospray ionization (ESI) in positive mode after sample extraction. Identification was based on the retention time of each compound and the product mass generated using single reaction monitoring (SRM). Quantitation was determined using external calibration.

Mycotoxins	LOD (ppm)	LOQ (ppm)	Reporting Limits (ppm)	Parts Per Million (ppm)
Aflatoxin G2	0.0019	0.0050	0.0050	ND
Aflatoxin G1	0.0011	0.0050	0.0050	ND
Aflatoxin B2	0.0017	0.0050	0.0050	ND
Aflatoxin B1	0.0015	0.0050	0.0050	ND
Ochratoxin A	0.0033	0.0050	0.0050	ND

ND - not detected; T - trace; ULOQ - upper limit of quantitation; LOD - limit of detection; LOQ - limit of quantitation



Lab Comments:

Jon Person

Jon Person Director of Communication

2023-07-10

Date



This report has been prepared by Gobi Hemp Laboratory exclusively for our Client and their Authorized Representatives. All analytical work is conducted in accordance with a mutually agreed upon scope of work and the terms and conditions as expressed in the Gobi Hemp Laboratory Service Agreement. This report is not to be reproduced in whole or in part without prior written approval. The results shown on this report relate only to the samples submitted to the laboratory. Estimated Uncertainty available upon request.

