

Gobi Hemp

Analytical Report - Certificate of Analysis




Manifest: 2306120002
Sample ID: 1A-GHEMP-2306120002-0001
Sample Name: 20mg/g Unflavored Tincture - t20unfl-0008
Sample Type: Concentrate
Client ID: CID-50279
Client: CFH Ltd
Address: 350 Terry St, Suite#150, Longmont, CO 80501

Test Performed: Hemp Lab
Report No: R-2306120002-V1
Receive Date: 2023-06-12
Test Date: 2023-06-12
Report Date: 2023-06-15
Sample Condition: Good
Method Reference: GH-OP-08

Scope: The content of fifteen residual solvents was determined by an in-house developed method for Headspace-Gas Chromatography with Flame Ionization Detection.

Solvents	LOD (ppm)	LOQ (ppm)	Parts Per Million (ppm)
Propane	135	372	ND
Iso-Butane	82	490	ND
N-Butane	107	490	ND
Methanol	38	120	ND
Pentane	73	100	ND
Ethanol	50	200	ND
Acetone	82	200	ND
IPA	40	200	ND
Hexane	25	50	ND
Ethyl Acetate	57	200	ND
Benzene	0.65	1	ND
Heptane	137	200	ND
Toluene	75	100	ND
Xylenes	112	200	ND

ND - not detected; T - trace; LOD - limit of detection; LOQ - limit of quantitation; ULOQ - upper limit of quantitation;
 *Estimated result, greater than the upper limit of quantitation (>ULOQ)



Lab Comments:

Jon Person

Jon Person Director of Communication

2023-06-15

Date



This report has been prepared by Gobi Hemp Laboratory exclusively for our Client and their Authorized Representatives. All analytical work is conducted in accordance with a mutually agreed upon scope of work and the terms and conditions as expressed in the Gobi Hemp Laboratory Service Agreement. This report is not to be reproduced in whole or in part without prior written approval. The results shown on this report relate only to the samples submitted to the laboratory. Estimated Uncertainty available upon request.

• Gobi Hemp •
 • 3940 Youngfield St. • Wheat Ridge CO 80033 • ISO/IEC 17025:2017 Accredited • (303)955-4934 •



Gobi Hemp - CDPHE Certified Certificate of Analysis



Manifest: 2306120002
Sample ID: 1A-GHEMP-2306120002-0001
Sample Name: 20mg/g Unflavored Tincture - t20unfl-0008
Sample Type: Concentrate
Client ID: CID-50279
Client: CFH Ltd
Address: 350 Terry St, Suite#150, Longmont, CO 80501

Test Performed: Potency
Report No: P-2306120002-V1
Receive Date: 2023-06-12
Test Date: 2023-06-12
Report Date: 2023-06-15
Sample Condition: Good
Method Reference: GH-OP-06

Scope: The content of 21 cannabinoids was determined by an in-house developed method certified by CDPHE for solvent extraction followed by High Performance Liquid Chromatography with Diode Array Detection.

	percent	mg/g
Total THC	0.10	1.00
Total CBD	2.50	24.96
Total CBG	0.05	0.50
Total Cannabinoids	2.78	27.80
Total THC:CBD Ratio	1 : 24.96	

Total CBD = CBD + (CBDA x 0.877); Total CBG = CBG + (CBGA x 0.877)
 Total THC = Δ⁹ THC + (THCA x 0.877)

Cannabinoids	LOD percent	LOQ percent	percent	mg/g
CBDVA	0.00329	0.0253	ND	ND
CBDV	0.0001	0.0025	0.02	0.20
CBDA	0.00015	0.0025	0.03	0.30
CBGA	0.00112	0.0253	ND	ND
CBG	0.00305	0.0253	0.05	0.50
CBD	0.00325	0.0253	2.47	24.70
Δ ⁹ THCV	0.00136	0.0253	ND	ND
Δ ⁹ THCVa	0.00144	0.0253	ND	ND
CBN	0.00136	0.0253	ND	ND
CBNA	0.00224	0.0253	ND	ND
EXO-THC	0.00433	0.0253	ND	ND
Δ ⁹ THC	0.00212	0.0253	0.10	1.00
Δ ⁸ THC	0.00377	0.0253	ND	ND
Δ ¹⁰ -S THC	0.00016	0.0025	ND	ND
CBL	0.00385	0.0253	T	T
Δ ¹⁰ -R THC	0.00096	0.0253	ND	ND
CBC	0.0004	0.0253	0.11	1.10
Δ ⁹ THCA	0.00172	0.0253	ND	ND
CBCA	0.00321	0.0253	ND	ND
CBLA	0.00321	0.0253	ND	ND
CBT	0.00152	0.0253	ND	ND

ND - not detected; T - trace; ULOQ - upper limit of quantitation

Lab Comments: Δ⁹-THC Uncertainty = +/- 0.008%.

Jon Person Director of Communication

2023-06-15

Date



This report has been prepared by Gobi Hemp Laboratory exclusively for our Client and their Authorized Representatives. All analytical work is conducted in accordance with a mutually agreed upon scope of work and the terms and conditions as expressed in the Gobi Hemp Laboratory Service Agreement. This report is not to be reproduced in whole or in part without prior written approval. The results shown on this report relate only to the samples submitted to the laboratory. Estimated Uncertainty available upon request. Only cannabinoids included in the table above are ISO/IEC 17025:2017 accredited.

• Gobi Hemp •
 • 3940 Youngfield St. • Wheat Ridge CO 80033 • ISO/IEC 17025:2017 Accredited • (303) 955-4934 •



Gobi Hemp - Terpene Report - Certificate of Analysis

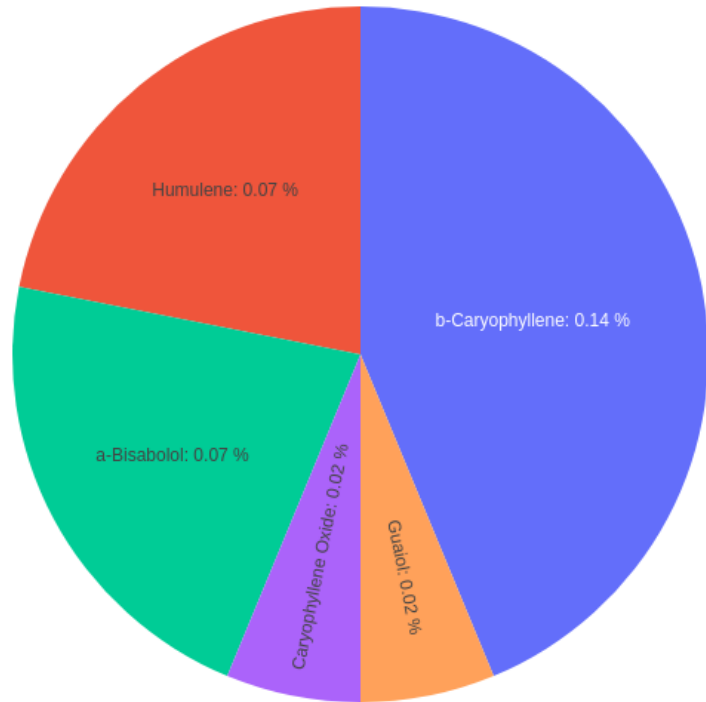


Manifest: 2306120002
Sample Id: 1A-GHEMP-2306120002-0001
Sample Name: 20mg/g Unflavored Tincture - t20unfl-0008
Sample Type: Concentrate
Client Id: CID-50279
Client: CFH Ltd
Address: 350 Terry St, Suite#150, Longmont, CO 80501

Test Performed: Hemp Lab
Report No: T-2306120002-V1
Receive Date: 2023-06-12
Test Date: 2023-06-13
Report Date: 2023-06-15
Sample Condition: Good
Method Reference: GA-OP-14

Total Terpenes **0.31%**

Terpene	Percent
a-Pinene	ND
Camphene	ND
Sabinene	ND
b-Pinene	ND
b-Myrcene	0.00
a-Phellandrene	ND
3-Carene	ND
a-Terpinene	ND
p-Cymene	ND
D-Limonene	ND
Eucalyptol	ND
Ocimene	ND
y-Terpinene	ND
Sabinene Hydrate	ND
Terpinolene	ND
Fenchone	ND
Linalool	ND
Fenchyl Alcohol	ND
Isopulegol	ND
Camphor	ND
Isoborneol	ND
b-Terpineol	ND
Borneol	ND
Menthol	ND
a-Terpineol	ND
y-Terpineol	ND
Nerol	ND
Pulegone	ND
Geraniol	ND
Geraniol Acetate	ND
a-Cedrene	ND
b-Caryophyllene	0.14
b-Cedrene	ND



Terpene	Percent
Humulene	0.07
Valencene	ND
cis-Nerolidol	ND
trans-Nerolidol	ND
Caryophyllene Oxide	0.02
Guaiol	0.02
Cedrol	ND
a-Bisabolol	0.07

ND - not detected; T - trace; ULOQ - upper limit of quantitation

Lab Comments:

Jon Person

Jon Person Director of Communication

2023-06-15

Date



This report has been prepared by Gobi Hemp Laboratory exclusively for our Client and their Authorized Representatives. All analytical work is conducted in accordance with a mutually agreed upon scope of work and the terms and conditions as expressed in the Gobi Hemp Laboratory Service Agreement. This report is not to be reproduced in whole or in part without prior written approval. The results shown on this report relate only to the samples submitted to the laboratory. Estimated Uncertainty available upon request.

Gobi Hemp

Analytical Report - Certificate of Analysis




Manifest: 2306120002
Sample ID: 1A-GHEMP-2306120002-0001
Sample Name: 20mg/g Unflavored Tincture - t20unfl-0008
Sample Type: Concentrate
Client ID: CID-50279
Client: CFH Ltd
Address: 350 Terry St, Suite#150, Longmont, CO 80501

Test Performed: Hemp Lab
Intended Use: Oral Consumption or Audited Product
Report No: MT-2306120002-V1
Receive Date: 2023-06-12
Test Date: 2023-06-12
Report Date: 2023-06-16
Sample Condition: Good
Method Reference: GH-OP-17

Scope: Arsenic, Cadmium, Lead and Mercury were determined by an Inductively Coupled Plasma Mass Spectrometer (ICP-MS) using an in-house developed method.

Elemental Impurities	LOD (ppm)	LOQ (ppm)	Parts Per Million (ppm)
Arsenic	0.007	0.025	ND
Cadmium	0.003	0.01	ND
Lead	0.003	0.01	ND
Mercury	0.0009	0.003	ND

ND - not detected; T - trace; ULOQ - upper limit of quantitation; LOD - limit of detection; LOQ - limit of quantitation



Lab Comments:

Jon Person

Jon Person Director of Communication

2023-06-16

Date



This report has been prepared by Gobi Hemp Laboratory exclusively for our Client and their Authorized Representatives. All analytical work is conducted in accordance with a mutually agreed upon scope of work and the terms and conditions as expressed in the Gobi Hemp Laboratory Service Agreement. This report is not to be reproduced in whole or in part without prior written approval. The results shown on this report relate only to the samples submitted to the laboratory. Estimated Uncertainty available upon request. Sample(s) tested at Gobi Analytical.

• Gobi Hemp •
 • 3940 Youngfield St. • Wheat Ridge CO 80033 • ISO/IEC 17025:2017 Accredited • (303)955-4934 •



Gobi Hemp

Microbial Contaminant Report - Certificate of Analysis



Manifest: 2306120002
Sample ID: 1A-GHEMP-2306120002-0001
Sample Name: 20mg/g Unflavored Tincture - t20unfl-0008
Sample Type: Concentrate
Client ID: CID-50279
Client: CFH Ltd
Address: 350 Terry St, Suite#150, Longmont, CO 80501

Test Performed: Hemp Lab
Report No: M-2306120002-V2
Receive Date: 2023-06-12
Test Date: 2023-06-13
Report Date: 2023-06-17
Sample Condition: Good
Method Reference: MBH-OP-02, MBH-OP-03, MBH-OP-05, MBH-OP-10, MBH-OP-11

Scope: Contaminant testing for the identified pathogens *Salmonella spp.* and *Shiga Toxin Virulence Genes, O26,O45, O103, O111, O121, O145 and O157:H7 serogroups of Escherichia coli (STEC)* was performed through Polymerase Chain Reaction (PCR) presumptive experimentation, and confirmed through cultural methodology where applicable. Results for *Salmonella spp.* and STEC are represented as a negative or positive determination, a negative result indicating no detection of the respective contaminant.

Total Yeast and Mold Count (TYMC)/Total Aerobic Count(TAC)/Total Coliform Count (TCC) were determined through 3M™ Petrifilm™ plating technology. The TYMC/TAC/TCC is represented as a count in colony forming units per gram (cfu/g).

Microbial Contaminants	Results
<i>Salmonella spp.</i>	ND
STEC	ND
Total Yeast and Mold	<100 CFU/g
Total Aerobic	<100 CFU/g
Total Coliform	<100 CFU/g

STEC - shiga toxin-producing *Escherichia coli*; TYMC - total yeast and mold count; TAC - Total Aerobic Count; TCC - Total Coliform Count; NT - Not Tested; *CDPHE Certified Result

Lab Comments:

Jon Person Director of Communication

2023-06-17

Date



This report has been prepared by Gobi Hemp Laboratory exclusively for our Client and their Authorized Representatives. All analytical work is conducted in accordance with a mutually agreed upon scope of work and the terms and conditions as expressed in the Gobi Hemp Laboratory Service Agreement. This report is not to be reproduced in whole or in part without prior written approval. The results shown on this report relate only to the samples submitted to the laboratory. Estimated Uncertainty available upon request.



Gobi Hemp

Analytical Report - Certificate of Analysis



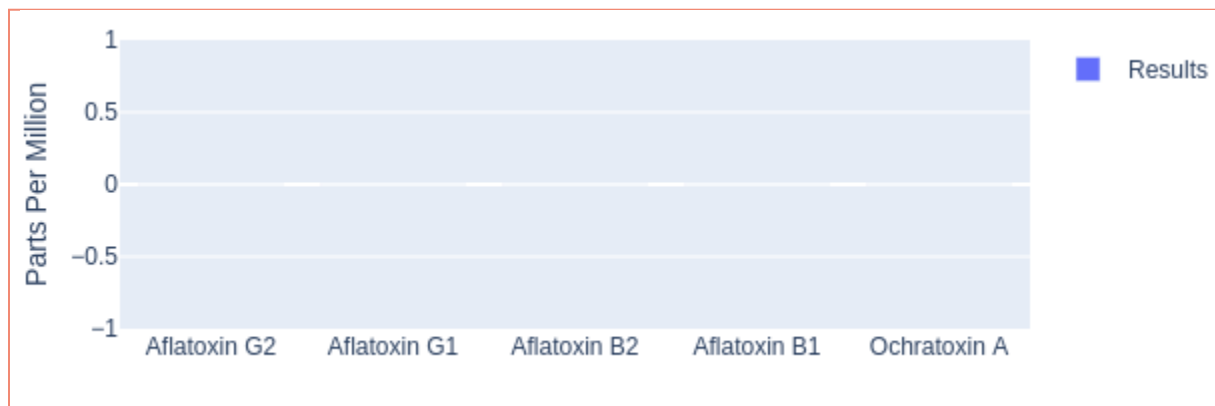
Manifest: 2306120002
Sample ID: 1A-GHEMP-2306120002-0001
Sample Name: 20mg/g Unflavored Tincture - t20unfl-0008
Sample Type: Concentrate
Client ID: CID-50279
Client: CFH Ltd
Address: 350 Terry St, Suite#150, Longmont, CO 80501

Test Performed: Hemp Lab
Report No: R-2306120002-V1
Receive Date: 2023-06-12
Test Date: 2023-06-15
Report Date: 2023-06-19
Sample Condition: Good
Method Reference: GH-OP-16


Scope: Ochratoxin and Total Aflatoxin were quantified using liquid chromatography coupled to multiple mass spectrometry (LC-MS/MS) equipped with electrospray ionization (ESI) in positive mode after sample extraction. Identification was based on the retention time of each compound and the product mass generated using single reaction monitoring (SRM). Quantitation was determined using external calibration.

Mycotoxins	LOD (ppm)	LOQ (ppm)	Reporting Limits (ppm)	Parts Per Million (ppm)
Aflatoxin G2	0.0019	0.0050	0.0050	ND
Aflatoxin G1	0.0011	0.0050	0.0050	ND
Aflatoxin B2	0.0017	0.0050	0.0050	ND
Aflatoxin B1	0.0015	0.0050	0.0050	ND
Ochratoxin A	0.0033	0.0050	0.0050	ND

ND - not detected; T - trace; ULOQ - upper limit of quantitation; LOD - limit of detection; LOQ - limit of quantitation



Lab Comments:


 Kristen Kenworthy, Laboratory Operations Manager

2023-06-19

Date



This report has been prepared by Gobi Hemp Laboratory exclusively for our Client and their Authorized Representatives. All analytical work is conducted in accordance with a mutually agreed upon scope of work and the terms and conditions as expressed in the Gobi Hemp Laboratory Service Agreement. This report is not to be reproduced in whole or in part without prior written approval. The results shown on this report relate only to the samples submitted to the laboratory. Estimated Uncertainty available upon request.



Gobi Hemp - Certificate of Analysis



Manifest: 2306120002
Sample ID: 1A-GHEMP-2306120002-0001
Sample Name: 20mg/g Unflavored Tincture - t20unfl-0008
Sample Type: Concentrate
Client ID: CID-50279
Client: CFH Ltd
Address: 350 Terry St, Suite#150, Longmont, CO 80501

Test Performed: Hemp Lab
Report No: PE-2306120002-V1
Receive Date: 2023-06-12
Test Date: 2023-06-15
Report Date: 2023-06-19
Sample Condition: Good
Method Reference: GH-OP-11

Scope: The content of 60 pesticides were quantified using liquid chromatography coupled to multiple mass spectrometry (LC-MS2) equipped with electrospray ionization (ESI) in positive mode after sample extraction using methodology based on AOAC 2007 and EN 15662 standard procedures. Identification was based on the retention time of each compound and the product mass generated using single reaction monitoring (SRM), and quantitation was determined using external standard calibration.

Analyte	Reporting Level µg/g	µg/g	Analyte	Reporting Level µg/g	µg/g
Avermectin B1a	0.1	ND	Hexythiazox	0.1	ND
Acephate	0.1	ND	Imazilil	0.1	ND
Acetamiprid	0.1	ND	Imidacloprid	0.1	ND
Aldicarb	0.1	ND	Kresoxim Methyl	0.1	ND
Azoxystrobin	0.1	ND	Malathion	0.1	ND
Bifenazate	0.1	ND	Metalaxyl	0.1	ND
Bifenthrin	0.1	ND	Methiocarb	0.1	ND
Boscalid	0.1	ND	Methomyl	0.1	ND
Captan	0.1	ND	Mevinphos*	0.1	ND
Carbaryl	0.1	ND	MGK-264	0.1	NT
Carbofuran	0.1	ND	Myclobutanil	0.1	ND
Chlorantraniliprole	0.1	ND	Oxamyl	0.1	ND
Chlordane	0.1	ND	Paclbutrazol	0.1	ND
Chlorpyrifos	0.1	ND	Pentachloronitrobenzene	0.1	ND
Clofentazine	0.1	ND	Permethrin*	0.1	ND
Coumaphos	0.1	ND	Imidan(Phosmet)	0.1	ND
Baythroid (Cyfluthrin)*	0.1	NT	Piperonyl Butoxide	0.1	ND
Cypermethrin*	0.1	NT	Propiconazole	0.1	ND
Dichlorvos	0.1	ND	Propuxor	0.1	ND
Diazinon	0.1	ND	Pyrethrin*	0.1	ND
Dimethoate	0.1	ND	Pyridaben	0.1	ND
Dimethomorph*	0.1	ND	Spinetoram	0.1	ND
Prophos	0.1	ND	Spinosad*	0.1	ND
Etofenprox	0.1	ND	Spiromefesin	0.1	ND
Etoxazole	0.1	ND	Spirotetramat	0.1	ND
Fenhexamid	0.1	ND	Spiroxamine	0.1	ND
Fenoxycarb	0.1	ND	Tebuconazole	0.1	ND
Fenpyroximate	0.1	ND	Thiacloprid	0.1	ND
Fipronil	0.1	ND	Thiamethoxam	0.1	ND
Fonicamid	0.1	ND	Trifloxystrobin	0.1	ND
Fludioxonil	0.1	ND			

NT - not tested; ND - not detected above Reporting Level; T - trace; * Total of Isomers

Lab Comments:

Kristen Kenworthy, Laboratory Operations Manager

2023-06-19

Date



This report has been prepared by Gobi Hemp Laboratory exclusively for our Client and their Authorized Representatives. All analytical work is conducted in accordance with a mutually agreed upon scope of work and the terms and conditions as expressed in the Gobi Hemp Laboratory Service Agreement. This report is not to be reproduced in whole or in part without prior written approval. The results shown on this report relate only to the samples submitted to the laboratory. Estimated Uncertainty available upon request.

June 23, 2023

ELEVATED SOFTGELS

2415 Blue Heron Rd.
Grand Junction, CO 81505

Order No. 545679
Sample No. 1163846

SAMPLE INFORMATION

Description CFH 10 mg Softgels
Lot Number 52531
Category (Type) Non-Inhalable Edible (Capsule)
Received June 21, 2023

ANALYTICAL RESULTS

Analysis Cannabinoid Profile
Instrument Liquid Chromatography Diode Array Detector (LC-DAD)
Method MF-CHEM-15
Analysis Date June 21, 2023 to June 23, 2023

Cannabinoid	mg/g	%	mg/serving
Δ8-THC	ND	ND	ND
Δ9-THC	0.93	0.092	0.44
Δ9-THCA	ND	ND	ND
THCV	ND	ND	ND
THCVA	ND	ND	ND
CBD	24.13	2.413	11.51
CBDA	<LOQ	<LOQ	<LOQ
CBC	1.07	0.107	0.51
CBCA	ND	ND	ND
CBDV	<LOQ	<LOQ	<LOQ
CBG	0.56	0.056	0.27
CBGA	ND	ND	ND
CBN	ND	ND	ND
Total THC	0.93	0.092	0.44
Total CBD	24.13	2.413	11.51
Total Cannabinoids	26.68	2.668	12.73
Sum of Cannabinoids	26.68	2.668	12.73
Serving Weight (g)	0.4771		

Reported by
Anresco, Inc.



Eric Tam
Senior Chemist

June 23, 2023

Limit of Detection: 0.133 mg/g
Limit of Quantitation: 0.4 mg/g
ND = None Detected
<LOQ = Below Limit of Quantitation
LOD = Limit of Detection
Total THC = Δ9-THC + (0.877 * Δ9-THCA)
Total CBD = CBD + (0.877 * CBDA)
Total Cannabinoids = Σ (neutral cannabinoids) + [0.877 * Σ (acidic cannabinoids)]

If there are any questions with this report, please contact "compliance@anresco.com".