

Gobi Hemp - CDPHE Certified Certificate of Analysis



Manifest: 2308180004
Sample ID: 1A-GHEMP-2308180004-0001
Sample Name: Daily drop extra strength - T50UNFL-0014
Sample Type: Concentrate
Client ID: CID-50123
Client: Alliance Nutra
Address: 638 S Taylor Avenue, Suite 500, , Louisville, CO 80027

Test Performed: Potency
Report No: P-2308180004-V1
Receive Date: 2023-08-18
Test Date: 2023-08-21
Report Date: 2023-08-21
Sample Condition: Good
Method Reference: GH-OP-06

Scope: The content of 21 cannabinoids was determined by an in-house developed method certified by CDPHE for solvent extraction followed by High Performance Liquid Chromatography with Diode Array Detection.

	percent	mg/g
Total THC	0.15	1.46
Total CBD	5.60	56.03
Total CBG	ND	ND
Total Cannabinoids	6.10	61.00
Total THC:CBD Ratio	1 : 38.32	

Total CBD = CBD + (CBDA x 0.877); Total CBG = CBG + (CBGA x 0.877)
 Total THC = Δ⁹ THC + (THCA x 0.877)

Cannabinoids	LOD percent	LOQ percent	percent	mg/g
CBDVA	0.01062	0.08184	ND	ND
CBDV	0.00311	0.08184	ND	ND
CBDA	0.00492	0.08184	0.14	1.37
CBGA	0.00363	0.08184	ND	ND
CBG	0.00984	0.08184	T	T
CBD	0.01049	0.08184	5.48	54.83
Δ ⁹ THCV	0.0044	0.08184	ND	ND
Δ ⁹ THCVa	0.00466	0.08184	ND	ND
CBN	0.0044	0.08184	ND	ND
CBNA	0.00725	0.08184	ND	ND
EXO-THC	0.01398	0.08184	ND	ND
Δ ⁹ THC	0.00686	0.08184	0.15	1.46
Δ ⁸ THC	0.01217	0.08184	ND	ND
Δ ¹⁰ -S THC	0.00531	0.08184	ND	ND
CBL	0.01243	0.08184	ND	ND
Δ ¹⁰ -R THC	0.00311	0.08184	ND	ND
CBC	0.00129	0.08184	0.33	3.34
Δ ⁹ THCA	0.00557	0.08184	ND	ND
CBCA	0.01036	0.08184	ND	ND
CBLA	0.01036	0.08184	ND	ND
CBT	0.00492	0.08184	ND	ND

ND - not detected; T - trace; ULOQ - upper limit of quantitation

Lab Comments: Δ⁹-THC Uncertainty = +/- 0.012%.

Jon Person Director of Communication

2023-08-21

Date



This report has been prepared by Gobi Hemp Laboratory exclusively for our Client and their Authorized Representatives. All analytical work is conducted in accordance with a mutually agreed upon scope of work and the terms and conditions as expressed in the Gobi Hemp Laboratory Service Agreement. This report is not to be reproduced in whole or in part without prior written approval. The results shown on this report relate only to the samples submitted to the laboratory. Estimated Uncertainty available upon request. Only cannabinoids included in the table above are ISO/IEC 17025:2017 accredited.

• Gobi Hemp •
 • 3940 Youngfield St. • Wheat Ridge CO 80033 • ISO/IEC 17025:2017 Accredited • (303) 955-4934 •



Prepared for:
Alliance Nutra

638 S Taylor Ave Suite 500
Louisville, CO USA 80027

Daily DropsEXTRA STRENGTH

Batch ID or Lot Number: T50UNFL-0014	Test, Test ID and Methods: Various	Matrix: Concentrate	Page 1 of 5
Reported: 10Aug2023	Started: 09Aug2023	Received: 08Aug2023	


Pesticides


Test ID: T000252005

Methods: TM17

(LC-QQ LC MS/MS)	Dynamic Range (ppb)	Result (ppb)		Dynamic Range (ppb)	Result (ppb)	
Abamectin	359 - 2672	ND		Malathion	280 - 2745	ND
Acephate	42 - 2738	ND		Metalaxyl	39 - 2748	ND
Acetamiprid	40 - 2717	ND		Methiocarb	42 - 2682	ND
Azoxystrobin	41 - 2742	ND		Methomyl	40 - 2756	ND
Bifenazate	37 - 2749	ND		MGK 264 1	183 - 1683	ND
Boscalid	42 - 2706	ND		MGK 264 2	116 - 1071	ND
Carbaryl	38 - 2730	ND		Myclobutanil	26 - 2717	ND
Carbofuran	39 - 2713	ND		Naled	44 - 2783	ND
Chlorantraniliprole	37 - 2700	ND		Oxamyl	42 - 2744	ND
Chlorpyrifos	44 - 2773	ND		Paclobutrazol	40 - 2738	ND
Clofentezine	282 - 2718	ND		Permethrin	282 - 2786	ND
Diazinon	281 - 2755	ND		Phosmet	38 - 2733	ND
Dichlorvos	284 - 2779	ND		Prophos	302 - 2688	ND
Dimethoate	39 - 2701	ND		Propoxur	40 - 2711	ND
E-Fenpyroximate	285 - 2744	ND		Pyridaben	298 - 2729	ND
Etofenprox	41 - 2702	ND		Spinosad A	29 - 2102	ND
Etoazole	300 - 2723	ND		Spinosad D	65 - 670	ND
Fenoxycarb	40 - 2752	ND		Spiromesifen	273 - 2741	ND
Fipronil	25 - 2763	ND		Spirotetramat	267 - 2765	ND
Fonicamid	51 - 2752	ND		Spiroxamine 1	17 - 1206	ND
Fludioxonil	268 - 2721	ND		Spiroxamine 2	21 - 1493	ND
Hexythiazox	38 - 2724	ND		Tebuconazole	275 - 2736	ND
Imazalil	278 - 2796	ND		Thiacloprid	41 - 2726	ND
Imidacloprid	39 - 2775	ND		Thiamethoxam	41 - 2759	ND
Kresoxim-methyl	38 - 2784	ND		Trifloxystrobin	42 - 2710	ND

Final Approval


Karen Winternheimer
10Aug2023
11:53:00 AM MDT
PREPARED BY / DATE


Sam Smith
10Aug2023
12:34:00 PM MDT
APPROVED BY / DATE

Prepared for:
Alliance Nutra

638 S Taylor Ave Suite 500
Louisville, CO USA 80027

Daily DropsEXTRA STRENGTH

Batch ID or Lot Number: T50UNFL-0014	Test, Test ID and Methods: Various	Matrix: Concentrate	Page 2 of 5
Reported: 10Aug2023	Started: 09Aug2023	Received: 08Aug2023	


Residual Solvents - Colorado Compliance


Test ID: T000252008

Methods: TM04 (GC-MS): Residual

Solvents	Dynamic Range (ppm)	Result (ppm)	Notes
Propane	101 - 2013	ND	
Butanes (Isobutane, n-Butane)	203 - 4055	ND	
Methanol	63 - 1251	ND	
Pentane	102 - 2047	ND	
Ethanol	101 - 2027	ND	
Acetone	102 - 2035	ND	
Isopropyl Alcohol	105 - 2097	ND	
Hexane	6 - 123	ND	
Ethyl Acetate	104 - 2084	ND	
Benzene	0.2 - 4.1	ND	
Heptanes	105 - 2104	ND	
Toluene	18 - 368	ND	
Xylenes (m,p,o-Xylenes)	136 - 2726	ND	

Final Approval


Karen Winternheimer
11Aug2023
08:49:00 AM MDT
PREPARED BY / DATE


Sam Smith
11Aug2023
08:50:00 AM MDT
APPROVED BY / DATE

Prepared for:
Alliance Nutra

638 S Taylor Ave Suite 500
Louisville, CO USA 80027

Daily DropsEXTRA STRENGTH


Batch ID or Lot Number: T50UNFL-0014	Test, Test ID and Methods: Various	Matrix: Concentrate	Page 4 of 5
Reported: 10Aug2023	Started: 09Aug2023	Received: 08Aug2023	

Microbial Contaminants - Colorado Compliance


Test ID: T000252006
Methods: TM25 (qPCR) TM24, TM26, TM27 (Culture Plating): Microbial (Colorado Panel)

	Method	LOD	Quantitation Range	Result	Notes
STEC	TM25: PCR	10 ⁰ CFU/25g	NA	Absent	Free from visual mold, mildew, and foreign matter
<i>Salmonella</i>	TM25: PCR	10 ⁰ CFU/25g	NA	Absent	
Total Yeast and Mold*	TM24: Culture Plating	10 ¹ CFU/g	1.0x10 ² - 1.5x10 ⁴	None Detected	
Total Aerobic Count*	TM26: Culture Plating	10 ² CFU/g	1.0x10 ³ - 1.5x10 ⁵	None Detected	
Total Coliforms*	TM27: Culture Plating	10 ¹ CFU/g	1.0x10 ² - 1.5x10 ⁴	None Detected	

Final Approval


Brianne Maillot
11Aug2023
09:04:00 AM MDT

PREPARED BY / DATE


Eden Thompson-Wright
11Aug2023
09:46:00 AM MDT


APPROVED BY / DATE

Mycotoxins - Colorado Compliance


Test ID: T000252009
Methods: TM18 (UHPLC-QQQ)
LCMS/MS: Mycotoxins

	Dynamic Range (ppb)	Result (ppb)	Notes
Ochratoxin A	1.29 - 123.31	ND	N/A
Aflatoxin B1	0.92 - 31.81	ND	
Aflatoxin B2	0.98 - 31.90	ND	
Aflatoxin G1	0.92 - 31.87	ND	
Aflatoxin G2	1.69 - 31.93	ND	
Total Aflatoxins (B1, B2, G1, and G2)		ND	

Final Approval


Sam Smith
11Aug2023
11:08:00 AM MDT

PREPARED BY / DATE


Karen Winternheimer
11Aug2023
11:12:00 AM MDT

APPROVED BY / DATE

Prepared for:
Alliance Nutra

638 S Taylor Ave Suite 500
Louisville, CO USA 80027

Daily DropsEXTRA STRENGTH

Batch ID or Lot Number: T50UNFL-0014	Test, Test ID and Methods: Various	Matrix: Concentrate	Page 5 of 5
Reported: 10Aug2023	Started: 09Aug2023	Received: 08Aug2023	


Heavy Metals - Colorado Compliance


Test ID: T000252007

Methods: TM19 (ICP-MS): Heavy

Metals	Dynamic Range (ppm)	Result (ppm)	Notes
Arsenic	0.05 - 4.61	ND	
Cadmium	0.05 - 5.18	ND	
Mercury	0.05 - 4.51	ND	
Lead	0.05 - 5.09	ND	

Final Approval


Samantha Smith
15Aug2023
05:30:00 PM MDT
PREPARED BY / DATE


Karen Winternheimer
15Aug2023
05:33:00 PM MDT
APPROVED BY / DATE



<https://results.botanacor.com/api/v1/coas/uuid/e29ae225-e7dd-4605-949c-dfc49f9f4791>

Definitions
LOD = Limit of Detection, ULOQ = Upper Limit of Quantitation, LLOQ = Lower Limit of Quantitation, PPB = Parts per Billion, % = % (w/w) = Percent (weight of analyte / weight of product). ND = None Detected (defined by dynamic range of the method). Total Potential Delta 9-THC or CBD is calculated to take into account the loss of a carboxyl group during decarboxylation step, using the following formulas: Total Potential Delta 9-THC = Delta 9-THC + (Delta 9-THCa *(0.877)) and Total CBD = CBD + (CBDa *(0.877)). Fail equates to a concentration level of Delta 9-THC, on a dry weight basis, higher than 0.3 percent + or - the measurement uncertainty. Total Potential THC is calculated using the following formulas to take into account the loss of a carboxyl group during decarboxylation step. Total THC = THC + (THCa *(0.877)). ALOQ = Above Limit Of Quantitation (defined by dynamic range of the method), CFU/g = Colony Forming Units per Gram. Values recorded in scientific notation, a common microbial practice of expressing numbers that are too large to be conveniently written in decimal form. Examples: 10² = 100 CFU, 10³ = 1,000 CFU, 10⁴ = 10,000 CFU, 10⁵ = 100,000 CFU.

Testing results are based solely upon the sample submitted to SC Laboratories, Inc., in the condition it was received. SC Laboratories, Inc., warrants that all analytical work is conducted professionally in accordance with all applicable standard laboratory practices using validated methods. Data was generated using an unbroken chain of comparison to NIST traceable Reference Standards and Certified Reference Materials. This report may not be reproduced, except in full, without the written approval of SC Laboratories, Inc. ISO/IEC 17025:2017 Accredited by A2LA. Some tests listed on this COA may not be within our scope of A2LA accreditation. Please visit [A2LA](https://www.a2la.com) for more details.



Cert #4329.02
e29ae225e7dd4605949cdfc49f9f4791.1